

B-BOX ZIP® & B-BOX ZIP® DUO

Roller shade box system with a telescopic zipper guide that allows irregular surface installations and guarantees the firmness of the fabric. By configuring a blackout fabric, the system assures great light blockage. It can also be set with two fabrics, one decorative to filter the light and the other technical to achieve maximum privacy.



AVAILABLE COMPONENT COLORS



Anodized



Black



Dark Brown



White

OPERATING SYSTEM



Chain



Motor

MAXIMUM WIDTH

220" x 78"

MAXIMUM HEIGHT

98" x 157"

 Check 'Fabric Limits' in ProArea.

BOX SYSTEMS - B-BOX ZIP®

Strong and simple mounting

Bandalux has developed stronger idle ends to deliver benchmark endurance and reliability. It contains a solid system with high quality bearings that provides a perfect, smooth and silent (motion) rotation.



Smoother and silent motorization

All Bandalux motorization products include a brand new, hybrid technology driving wheel specifically designed by us to minimize noise and vibration.



Two shades, one operating system

Bandalux's new transmission delivers enhanced smoothness enabling two rolling tubes to operate with just one operating system.

Height deviations may appear. These deviations are established according to EN13120 standard: $\pm 3\%$ for each fabric. Maximum height deviation between two fabrics being $\pm 6\%$.



Telescopic guide for easy installation

The new Easy Zip guide has a telescopic function that allows irregular surface installations without affecting the firmness of the tissue. The guides are supplied fully assembled and thanks to the self-supporting installation is very simple and fast.



Inner concealment

The new Easy Zip side channels ensure the firmness of the fabric and avoid derailment. By combining the system with a blackout fabric it successfully blocks out the sunlight. The side channel incorporates stainless steel strips that cushion the fabric in case of wind or external pressure on the shade.

In addition, the funnel profile eases the fabric installation and prevents it from breaking.



Perimeter closing with sill bottom

For concealed systems, a profile is incorporated to the base to ensure a perimeter closure of the entire system in which the shade is integrated, reducing the entry of light.



Maximum comfort, smooth operation

Bandalux has developed a brand new system to reduce the effort and weight sensation when operating your shades.

Spring assist

To reduce the stress when operating chain roller shades, roller shades 47 $\frac{1}{4}$ " and wider are supplied with spring assistance as standard.



142" x 157" shade example:
Effort without spring assist = 10.6 lbs
Effort with spring assist = 4.9 lbs

Safety protection for children

In compliance with the updated child safety standard (ANSI/WCMA A100.1-2022), Bandalux supplies an improved Chain/Cord Tension Device by default.

This device is designed to eliminate free hanging cords and connectors in order to be fully tensioned and fixed to the wall with the aim of preventing children from getting entangled in it.

Features of the new Child Safety Device:

- Easy device assembly.
- Quick installation.
- Smooth and reliable performance.



BOX SYSTEMS - B-BOX ZIP®

B-Box Zip® Duo: two solutions in one system

B-Box Zip Duo is the perfect solution for when you need a blackout as well as a light filtering or decorative option. Using our side channels prevents virtually any light leakage. Perfect for bedrooms when you want blackout sometimes, privacy with sunlight others.



Simple maintenance

The roller shade is protected from dirt thanks to the box system design. The fabric roll can be accessed without the need of complex tools, making maintenance easy and avoid having to disassemble the device.



Effective against mosquitoes

Ideal system to keep the annoying mosquitoes outside when combined with special insect-screen fabrics even in wide window surfaces.



Even the smallest details are considered

Component color combination

Bandalux combines its style with all the system components to deliver best in class products.



Bottom hembar wide assortment for front shade on B-Box Zip® Duo

Bottom hembars become a differential element:

Mini Plain (included by default)



Slim 35




Euroslim



Mini Plain fabric wrap



Round fabric wrap (ø3/4", ø13/16")



Slim 45




BOX SYSTEMS - B-BOX ZIP® 3

OPTIONS

Standard configuration

Colors



❶ By default, Bandalux will provide the B-Box Zip® 3 in white unless a different color is indicated on the order form or eBa.



Chain operated



Spring assist

❶ Included for shades over 47 1/4" wide.



Easy Zip side channels



Slim 45 bottom hembar



❶ Fabric collection Lisboa BO with Slim 35 bottom hembar.



Chain Tension Device

Optional configuration



Metallic chain



Profile special color

❶ Customized hardware colors available upon request. RAL number must be indicated.

Operating system options

MOTOR ⁽¹⁾				ACCESSORIES					
				Single channel remote control	Multi channel remote control	Wirefree wall switch	Charger for battery motors	Battery motor cable extender	Wifi RTS interface
RADIO	Somfy® RTS	SONESSE 30 2/28 ⁽⁵⁾ Transformer included	24Vdc	Situo 1 Ref. 06700604C	Situo 5 Ref. 06700606C	RTS 5 CH Ref. 06705020	--	--	MyLink Ref. 06700949
	Bandalux ⁽³⁾	RECHARGEABLE BI 40 10/9	12Vdc	1 CH Ref. 06701100B	15 CH Ref. 06701110B	15 CH Ref. 06701180B	Charger Ref. 06701210	Cable ext. 8FT Ref. 06701250	--
LOW VOLTAGE RECHARGEABLE BATTERY ⁽²⁾									

❶ (1) To guarantee a proper functionality Bandalux will provide the appropriate motor model according to the shade size. / (2) Price for rechargeable battery motors includes 1 charger and 1 cable extender per order. (3) Please refer to your sales representative for Bandalux motor delivery deadlines.

Additional brackets



Ceiling reinforced bracket



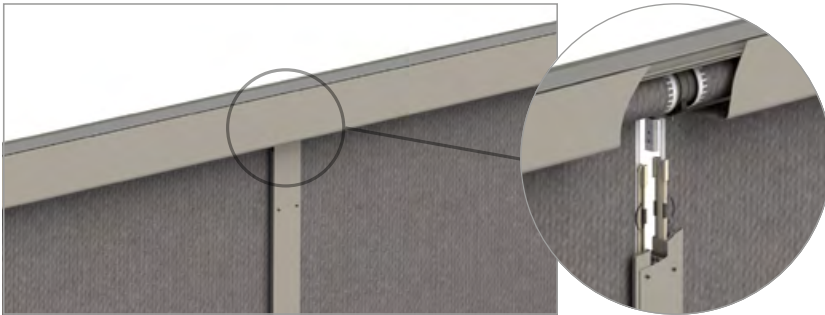
Wall reinforced bracket

❗ Not compatible with front-installed aluminum side channels.

Sill bottom



Two shades




Two shades with 2 operating systems

❗ The maximum width for each shade will be the same as the one established in FABRIC LIMITS book (maximum combined width: 236").

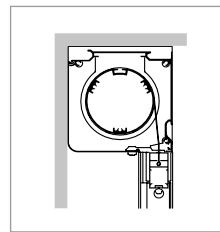
Two shades with 1 operating system (transmission)

❗ Chain-operated: the maximum width for both shades cannot exceed the maximum width of a single shade according to FABRIC LIMITS book (maximum combined width: 236").
Motor-operated: The maximum width for each shade will be the same as the one established in FABRIC LIMITS book (maximum combined width: 236").

Other options



Fabric customization



Opposite rolling direction installation





❗ Not available for chain-operated system.
Non accessible box system.

BOX SYSTEMS - B-BOX ZIP® 4

OPTIONS

Standard configuration

Colors

-  Anodized
-  Black
-  Dark Brown
-  White

❶ By default, Bandalux will provide the B-Box Zip® 4 in white unless a different color is indicated on the order form or eBa.



Chain operated



Spring assist

❶ Included for shades over 47 1/4" wide.



Easy Zip side channels



Slim 45 bottom hembar



❶ Fabric collection Lisboa BO with Slim 35 bottom hembar.



Chain Tension Device

Optional configuration



Metallic chain

-  Silver
-  White

Profile special color

❶ Customized hardware colors available upon request. RAL number must be indicated.

Operating system options

MOTOR ⁽¹⁾				ACCESSORIES					
				Single channel remote control	Multi channel remote control	Wirefree wall switch	Charger for battery motors	Battery motor cable extender	Wifi RTS interface
RADIO	Somfy® RTS	MAESTRIA 50 10/20	120Vac	Situio 1 Ref. 06700604C	Situio 5 Ref. 06700606C	RTS 5 CH Ref. 06705020	--	--	MyLink Ref. 06700949
		SONESSE 30 2/28 ⁽⁵⁾	24Vdc						
		Transformer included							
		SONESSE 50 10/32	120Vac						
LOW VOLTAGE RECHARGEABLE BATTERY ⁽²⁾	Rollease Automate	LI-ION 50 10.0	12Vdc	1 CH Ref. 05499930	15 CH Ref. 05499935	15 CH Ref. 05499990	Charger Ref. 05499920	Cable ext. 96" Ref. 05499921	Pulse Hub Ref. 05499971
	Bandalux ⁽³⁾	RECHARGEABLE BI 40 10/9	12Vdc	1 CH Ref. 06701100B	15 CH Ref. 06701110B	15 CH Ref. 06701180B	Charger Ref. 06701210	Cable ext. 8FT Ref. 06701250	--
		RECHARGEABLE BI 50 10/9	12Vdc						

❶ (1) To guarantee a proper functionality Bandalux will provide the appropriate motor model according to the shade size. / (2) Price for rechargeable battery motors includes 1 charger and 1 cable extender per order. (3) Please refer to your sales representative for Bandalux motor delivery deadlines.

Additional brackets



Ceiling reinforced bracket



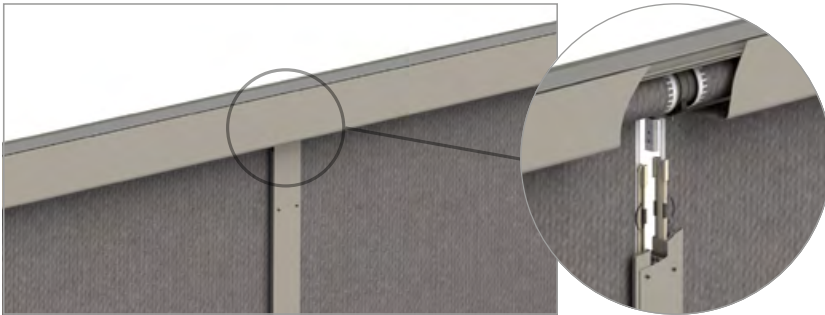
Wall reinforced bracket

❗ Not compatible with front-installed aluminum side channels.

Sill bottom



Two shades




Two shades with 2 operating systems

❗ The maximum width for each shade will be the same as the one established in FABRIC LIMITS book (maximum combined width: 236").

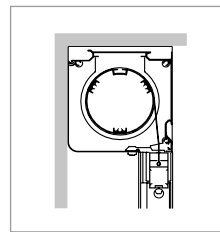
Two shades with 1 operating system (transmission)

❗ Chain-operated: the maximum width for both shades cannot exceed the maximum width of a single shade according to FABRIC LIMITS book (maximum combined width: 236").
Motor-operated: The maximum width for each shade will be the same as the one established in FABRIC LIMITS book (maximum combined width: 236").

Other options



Fabric customization



Opposite rolling direction installation


❗ Not available for chain-operated system.
Non accessible box system.

BOX SYSTEMS - B-BOX ZIP® 5

OPTIONS

Standard configuration

Colors



❶ By default, Bandalux will provide the B-Box Zip® 5 in white unless a different color is indicated on the order form or eBa.



Chain operated



Spring assist

❶ Included for shades over 47 1/4" wide.



Easy Zip side channels



Slim 45 bottom hembar



❶ Fabric collection Lisboa BO with Slim 35 bottom hembar.



Chain Tension Device

Optional configuration



Metallic chain



Profile special color

❶ Customized hardware colors available upon request. RAL number must be indicated.

Operating system options

MOTOR ⁽¹⁾				ACCESSORIES					
				Single channel remote control	Multi channel remote control	Wirefree wall switch	Charger for battery motors	Battery motor cable extender	Wifi RTS interface
RADIO	Somfy® RTS	ALTUS 50 30/14	120Vac	Situo 1 Ref. 06700604C	Situo 5 Ref. 067006606C	RTS 5 CH Ref. 06705020	--	--	MyLink Ref. 06700949
		MAESTRIA 50 10/20	120Vac						
		MAESTRIA 50 35/20	120Vac						
		SONESSE 50 10/32	120Vac						
LOW VOLTAGE RECHARGEABLE BATTERY ⁽²⁾	Rollease Automate	LI-ION 50 10.0	12Vdc	1 CH Ref. 05499930	15 CH Ref. 05499935	15 CH Ref. 05499990	Charger Ref. 05499920	Cable ext. 96" Ref. 05499921	Pulse Hub Ref. 05499971
	Bandalux ⁽³⁾	RECHARGEABLE BI 50 10/9	12Vdc	1 CH Ref. 06701100B	15 CH Ref. 06701110B	15 CH Ref. 06701180B	Charger Ref. 06701210	Cable ext. 8FT Ref. 06701250	--

❶ (1) To guarantee a proper functionality Bandalux will provide the appropriate motor model according to the shade size. / (2) Price for rechargeable battery motors includes 1 charger and 1 cable extender per order. (3) Please refer to your sales representative for Bandalux motor delivery deadlines.

Additional brackets



Ceiling reinforced bracket

❗ Cotter included.



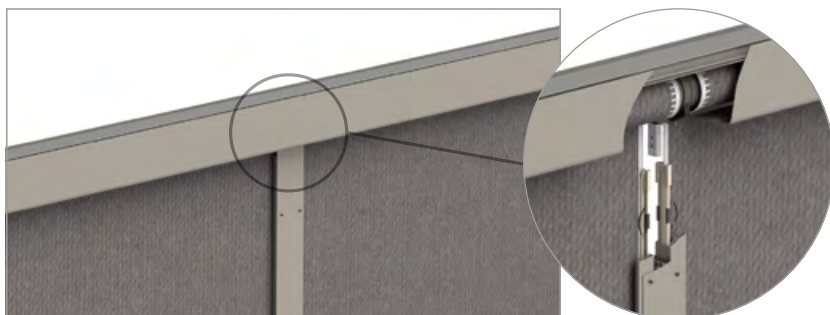
Wall reinforced bracket

❗ Not compatible with front-installed aluminum side channels. Cotter included.

Sill bottom



Two shades




Two shades with 2 operating systems

❗ The maximum width for each shade will be the same as the one established in FABRIC LIMITS book (maximum combined width: 236").

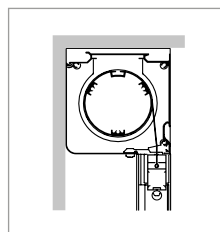
Two shades with 1 operating system (transmission)

❗ Chain-operated: the maximum width for both shades cannot exceed the maximum width of a single shade according to FABRIC LIMITS book (maximum combined width: 236").
Motor-operated: The maximum width for each shade will be the same as the one established in FABRIC LIMITS book (maximum combined width: 236").

Other options



Fabric customization



Opposite rolling direction installation


❗ Not available for chain-operated system. Non accessible box system.

BOX SYSTEMS - B-BOX ZIP® DUO

OPTIONS

Standard configuration

Colors



❶ By default, Bandalux will provide the B-Box Zip® Duo in white unless a different color is indicated on the order form or eBa.



Chain operated



Spring assist

❶ Included for shades over 47 1/4" wide.



Easy Zip side channels



Mini Plain bottom hembar (front shade)
Slim 35 bottom hembar (rear shade)



Chain Tension Device


Optional configuration

BOTTOM HEMBARS (for front shade)


Slim 35




Euroslim



Mini Plain fabric wrap



ø3/4" and ø13/16" Round fabric wrap



Metallic chain



Profile special color

❶ Customized hardware colors available upon request. RAL number must be indicated.

Operating system options


❶ To estimate the full B-Box Zip® Duo shade price you will need to add the two corresponding base price for each one of the selected fabrics. If you desire a motor-operated system, add the corresponding price. Both operating systems must always be on the same side.



Chain
Chain



Motor
Motor



Chain (front shade)
Motor (rear shade)

Operating system options

MOTOR ⁽¹⁾				ACCESSORIES					
RADIO	Somfy® RTS	SONESSE 30 2/28 ⁽⁵⁾ Transformer included	24Vdc	Single channel remote control	Multi channel remote control	Wirefree wall switch	Charger for battery motors	Battery motor cable extender	Wifi RTS interface
				Situo 1 Ref. 06700604C	Situo 5 Ref. 06700606C	RTS 5 CH Ref. 06705020	--	--	MyLink Ref. 06700949
LOW VOLTAGE RECHARGEABLE BATTERY ⁽²⁾	Bandalux ⁽³⁾	RECHARGEABLE BI 40 10/9	12Vdc	1 CH Ref. 06701100B	15 CH Ref. 06701110B	15 CH Ref. 06701180B	Charger Ref. 06701210	Cable ext. 8FT Ref. 06701250	--

❶ (1) To guarantee a proper functionality Bandalux will provide the appropriate motor model according to the shade size. / (2) Price for rechargeable battery motors includes 1 charger and 1 cable extender per order.c/ (3) Please refer to your sales representative for Bandalux motor delivery deadlines.

Additional brackets



**Ceiling
reinforced
bracket**

❶ Cotter included.



**Wall reinforced
bracket**

❶ Not compatible with front-installed aluminum side channels.
Cotter included.

Sill bottom




Two shades



Two shades with 4 operating systems

❶ The maximum width for each shade will be the same as the one established in FABRIC LIMITS book (maximum combined width: 236").

Other options



Fabric customization



BOX SYSTEMS - B-BOX ZIP®

Operating systems and minimum shade width

OPERATING SYSTEM	MOTOR NAME	Sound Level (dBa)	Ø (mm)	Nm	r.p.m.	IP	Requires charger/transformer	Motor Vdc/Vac	Minimum shade width			
									B-Box Zip® 3	B-Box Zip® 4	B-Box Zip® 5	B-Box Zip® Duo
CHAIN	--	--	--	--	--	--	--	--	14"	14"	14"	14"
SOMFY®	ALTUS 50 30/14	N/I/A	30	30	14	N/I/A	No	120 Vac	--	--	32"	--
	MAESTRIA 50 10/20	N/I/A	50	10	20	N/I/A	No	120 Vac	--	32"	32"	--
	MAESTRIA 50 35/20	N/I/A	50	25	20	N/I/A	No	120 Vac	--	--	32"	--
	SONESSE 30 2/28 ⁽⁵⁾	44	30	2	6/28	30	No	24 Vdc	21"	21"	--	21"
	SONESSE 50 10/32	≤45	50	10	32	44	No	120 Vac	--	32"	32"	--
ROLLEASE AUTOMATE	LI-ION 50 10.0	42	45	10	9/8/6	44	Yes	12 Vdc	--	38"	38"	--
BANDALUX	RECHARGEABLE BI 40 10/9	46	40	10	9/8/6	44	Yes	12 Vdc	32"	32"	--	32"
	RECHARGEABLE BI 50 10/9	42	50	10	9/8/6	44	Yes	12 Vdc	--	37"	37"	--

① Shades with chain operating system and a width of less than 59" may require a higher operation power than shades with a width greater than 59" since they do not incorporate the assisted spring. / N/I/A: No info available.

Controls height



Minimum calculation for hc:
 $H \times 0.90$

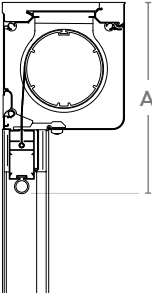
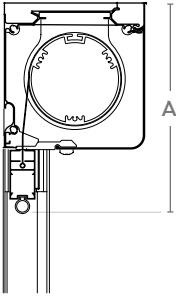
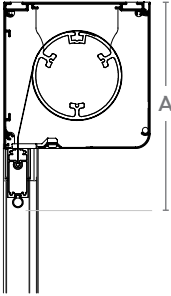
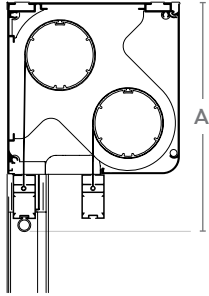
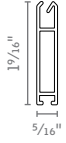
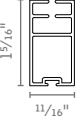
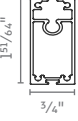
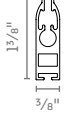
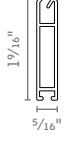

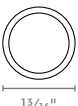
Estimate example	
Shade height H	Controls height hc
40"	36"
80"	72"
160"	144"

① The controls height will always be measured from the highest part of the shade (bracket upper part) to the lowest part of the operating system.

Box system sizes

B-BOX ZIP® 3	B-BOX ZIP® 4	B-BOX ZIP® 5	B-BOX ZIP® DUO

Retraction heights

		B-BOX ZIP® 3	B-BOX ZIP® 4	B-BOX ZIP® 5	B-BOX ZIP® DUO
					
BOTTOM HEMBARS		A	A	A	A
MINI PLAIN		--	--	--	Front shade: 6 ¹⁵ / ₁₆ " Rear shade: --
SLIM 35		--	--	--	Front shade: 6 ³ / ₄ " Rear shade: 7 ³ / ₁₆ "
SLIM 45		--	--	7 ⁹ / ₁₆ "	
EUROSLIM		--	--	--	Front shade: 6 ³ / ₄ " Rear shade: --
MINI PLAIN FABRIC WRAP		--	--	--	Front shade: 6 ¹⁵ / ₁₆ " Rear shade: --
Ø 3/4" ROUND FABRIC WRAP		--	--	--	Front shade: 6 ³ / ₁₆ " Rear shade: --
Ø 1 3/16" ROUND FABRIC WRAP		--	--	--	Front shade: 6 ⁹ / ₁₆ " Rear shade: --

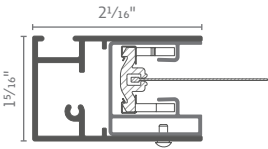
BOX SYSTEMS - B-BOX ZIP®

TECHNICAL DATA

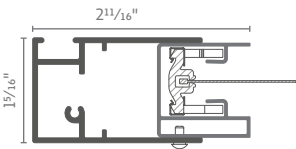
Side guide sizes

EASY ZIP

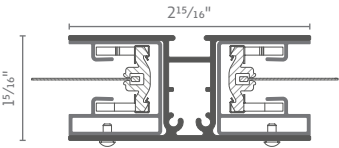
Minimum



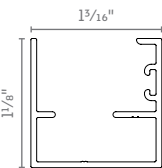
Maximum




DOUBLE EASY ZIP



SILL BOTTOM



Production tolerance



BANDALUX