

# SLIDING PANEL RANGE

It slides easily to separate rooms or cover windows. The sliding panel has a great visual and decorative impact and can be matched with a wide range of fabrics and colors. Four types of operating systems are available: manual, cord, wand or motor.



## PROFILE COLORS AVAILABLE



White

Anodized  
aluminum

Matte Black

- ⓘ Anodized aluminum not available for open operating system.
- ⓘ Zenit track only available in white.

## OPERATING SYSTEMS



Manual



Cord



Wand



Motor

MAXIMUM WIDTH

**236"**



MAXIMUM HEIGHT

**128'**

# SLIDING PANEL RANGE

## PRODUCT PRESENTATION

### Systems and fabrics

	Zen	Zenit
		
Minimum size <sup>(1)</sup> (WxH)	31" x 19"	31" x 19"
Maximum size <sup>(1)</sup> (WxH)	236" x 128"	196" x 128"
Colors	White Matte Black Anodized aluminium	White
Manual	✓	✗
Cord	✓	✗
Wand	✓	✗
Motor	✗	✓
Installation	Ceiling Wall	Ceiling Wall

❶ (1) Aproximate maximum measurements. They may vary depending on the fabric and system.

# SLIDING PANEL RANGE

## PRODUCT PRESENTATION

### A wide selection of traditional and technical fabrics

Sliding tracks are available with MOVES new fabrics as well as with Bandalux general catalog fabrics.



### Matches any style

Sliding tracks allow to combine fabrics with different colors, prints, textures, etc. A solar protection system with a high decorative power.



### Small and large surfaces

Sliding tracks can be installed in both small and large spaces. Tracks can have 2, 3, 4 or even 5 channels.



### Soft and precise movement

Sliding tracks slide easily and effortlessly thanks to the roller sliding system, offering an optimal user experience.




### Four operation systems


You can choose between different operation systems to open and close the panel: manual, cord, wand or motor operation.



Manual



Cord



Wand



Motor

# SLIDING PANEL RANGE

## PRODUCT PRESENTATION

---

### Zenit motorized track

This track allows a silent remote controlled motorization.



### Trazer<sup>®</sup> decorative cover

A modern and minimalist decorative cover to add a touch of class and sophistication to classic shades. Available in white textured matte and anodized aluminum finishes.



### Safety protection for children

In compliance with the updated child safety standard (ANSI/WCMA A100.1-2022), Bandalux supplies an improved Chain/Cord Tension Device by default.

This device is designed to eliminate free hanging cords and connectors in order to be fully tensioned and fixed to the wall with the aim of preventing children from getting entangled in it.

#### **Features of the new Child Safety Device:**

- Easy device assembly.
- Quick installation.
- Smooth and reliable performance.



# SLIDING PANEL RANGE

## OPTIONS

### Colors

#### Track



#### Wand



#### SafeKids



#### Reinforced extensible Trazer® brackets



#### Trazer® Valance



❶ By default, Bandalux will provide the products in white, unless a different color is specified on the order form. / Zenit track and Zen motorized track only available in white. / Anodized aluminum not available for hand-operated system.

## ZEN Track

### Operating system and child safety system

#### CORD-OPERATED

##### WAND

40"  
60"  
80"

##### Colors



##### WAND

##### Zen Track



##### HAND-OPERATED

##### Zen Track



##### DECORATIVE WAND

39"

##### Colors



❶ One wand for panel.

# SLIDING PANEL RANGE

## OPTIONS

### CORD

Cord Tension Device  
Base price list



Served by default

### CORD-OPERATED Zen Track




Served by default

## Operating systems

### MOTOR

Zenit Track



AUTOMATISMS	ZENIT TRACK <sup>(1)</sup>
MULTI-CHANNEL REMOTE CONTROL	ZENIT 6-CHANNEL

<sup>(1)</sup> Available only with motor on the right side.

# SLIDING PANEL RANGE

## OPTIONS


### Trazer® Valance



Trazer® 3

Trazer® 4

### Projection



### Mount plate

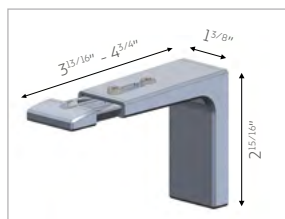


❗ These prices do not include the projection section. / Minimum purchase 3,28 ft. / The Trazer® pelmet is incompatible with the motorized Zen XXL track.

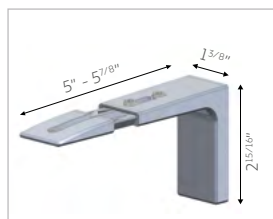
❗ Consult the technical data on page 11. / For wall installation, the size of the mount plate must be 3/8" larger than the size of the bracket.

### Reinforced extensible Trazer® brackets

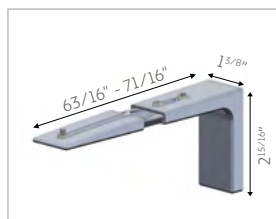
3 7/8" - 4 3/4"



5" - 5 7/8"



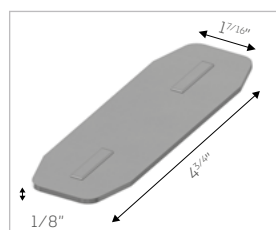
6 1/4" - 7 1/8"



❗ Indicate bracket measure on the order form or eBa. The measurement must be 3/8" smaller than the mount plate measurement. / The brackets will match the pelmet color. If you want another color, indicate on the order form or eBa. / To find out how many brackets are necessary according to the shade width see page 11.

### Other options

#### Track connector plate 3, 4 & 5 tracks

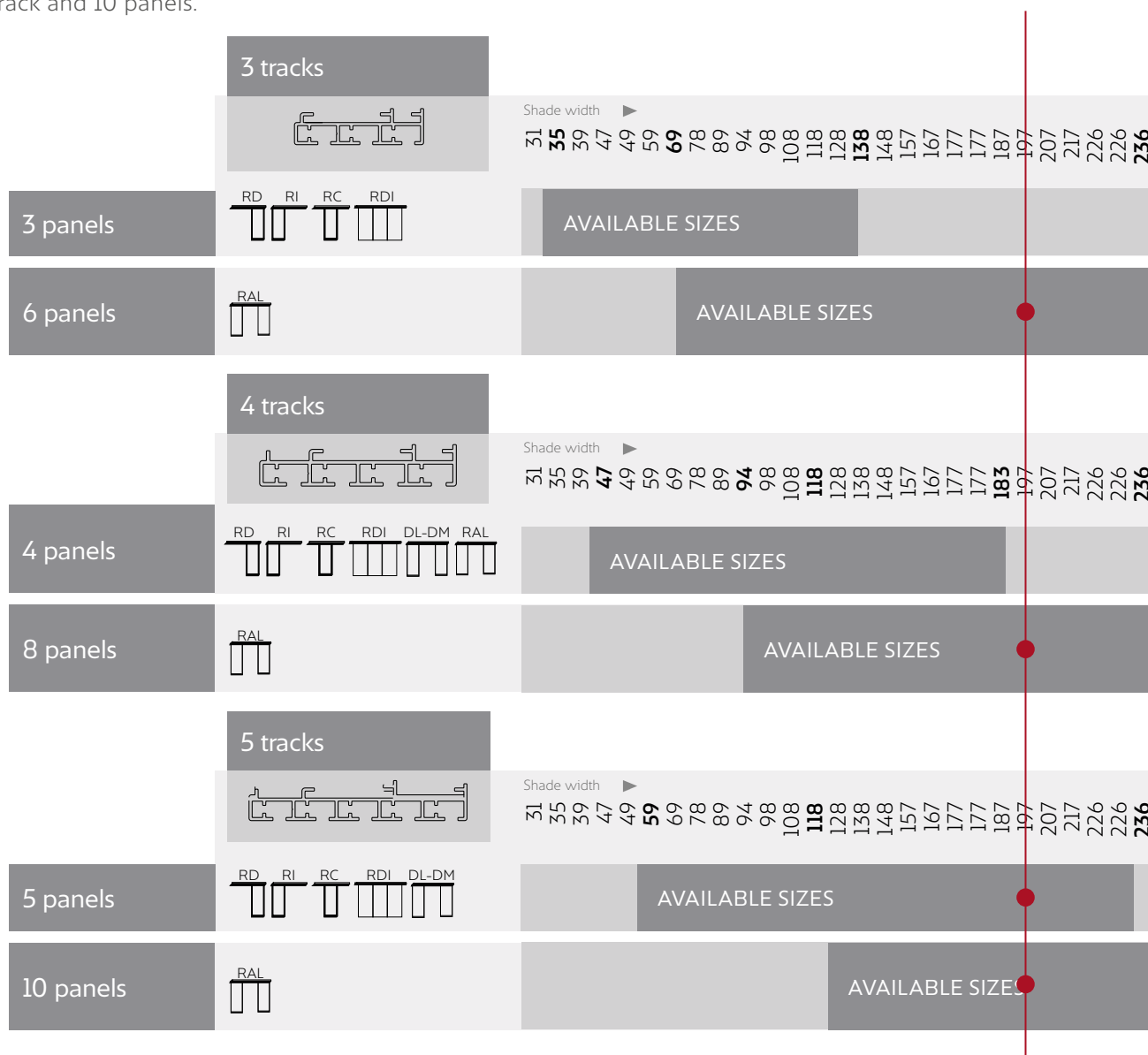


# SLIDING PANEL RANGE

## TECHNICAL DATA

### Number of channels and tracks – types of opening

**How to use this chart** (example red line): For a 197" width measure you may choose among the following 3 channels track and 6 panels, 4 channels track and 8 panels, 5 channels track and 5 panels, 5 channels track and 10 panels.



**RI** - Left-side stacking. **RD** - Right-side stacking. **RC** - Central stacking. **RAL** - Stacking at ends. **RDI** - Right/left stacking with two handles. **DL** - Right/Left stacking with two cord controls (DM)

🔑 Zenit track: Only available with RD, RI, RC and RAL.



# SLIDING PANEL RANGE

## TECHNICAL DATA

### Minimum and maximum sizes

Model	Width of shade		Height of shade		Surface		Tolerance <sup>(1)</sup>
	Minimum	Maximum	Minimum	Maximum	Minimum	Maximum	% (Width/Height)
ZEN INDIVIDUAL PANEL	11"	48"	19"	128"	1,61 ft²	41 ft²	±0,2% / ±0,5%
ZEN TRACK	31"	236"	19"	128"	4,31 ft²	209 ft²	±0,2% / ±0,5%
ZENIT INDIVIDUAL PANEL	7"	39"	19"	128"	1,08 ft²	34 ft²	±0,2% / ±0,5%
ZENIT TRACK	31"	196"	19"	128"	4,31 ft²	174 ft²	±0,2% / ±0,5%

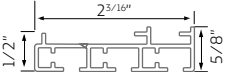
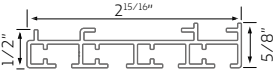
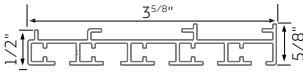
### Number of brackets for ceiling-mounted installation according to shade width

No. brackets	2	3	4	5	6	7
Shade width	31" - 39"	39 1/2" - 78"	79 1/2" - 118"	118 1/2" - 157"	157 1/2" - 196"	196 1/2" - 236"

❶ (1) Bandalux supplies brackets for ceiling-mounted installation by default. If you want Trazer® brackets for wall-mounted installation, indicate it on the order form or eBa.

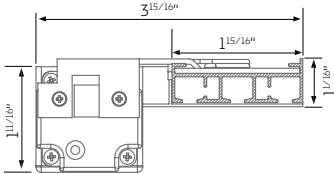
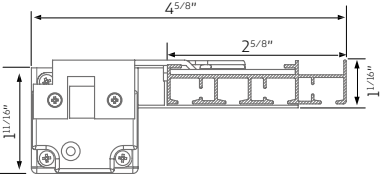
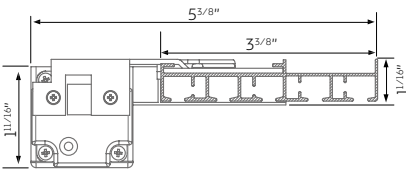
### Drawing in section and heights for each system

#### ZEN TRACK: MANUAL, CORD AND WAND

3 tracks	4 tracks	5 tracks
		

#### ZENIT MOTOR OPERATED TRACK



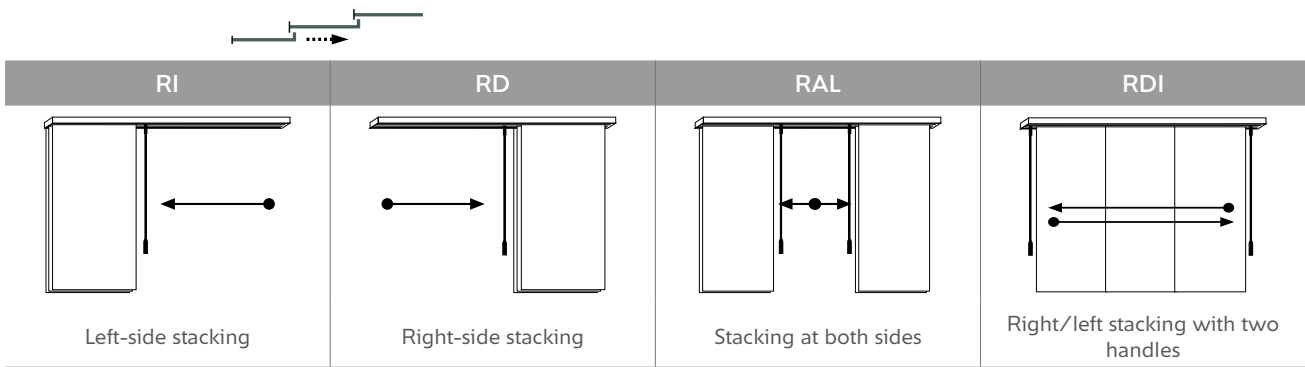
3 tracks	4 tracks	5 tracks
		

# SLIDING PANEL RANGE

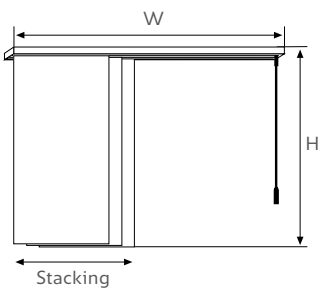
## TECHNICAL DATA

### Connection operation

The panel is moved by means of a pull handle, which drags the remaining tracks into the desired position.



### Stacking width



When retracted, the Sliding Panel will occupy the amount of space of the widest panel plus 3/8" for each remaining panel. The fixed panel is the front panel.

### Available motor data

#### MOTORS


Track type	Motor model	Nm.	r.p.m	Power (W)	Intensity (A)
ZENIT TRACK MOTOR	MP40	1	95	24	1,00

# SLIDING PANEL RANGE

## TECHNICAL DATA

### Trazer® technical information


(more information in Price List 'A4 - Decorative Covers')



#### MOUNT PLATE PERSONALISATION

	Standard	Without mount plate	Minimum	Maximum
3 Track Zen Panel	3 1/8"	0"	3 1/8"	7 1/2"
4 Track Zen Panel	3 7/8"	0"	3 7/8"	7 1/2"
5 Track Zen Panel	4 3/4"	0"	4 3/4"	7 1/2"
3 Track Zen Panel	6 3/4"	0"	6 3/4"	7 1/2"
4 Track Zen Panel	5 7/8"	0"	5 7/8"	7 1/2"
5 Track Zen Panel	6 3/4"	0"	6 3/4"	7 1/2"

❗ For wall-mount installation, the mount plate measurement must be 3/8" larger than the bracket measurement.



#### PROJECTION PERSONALISATION

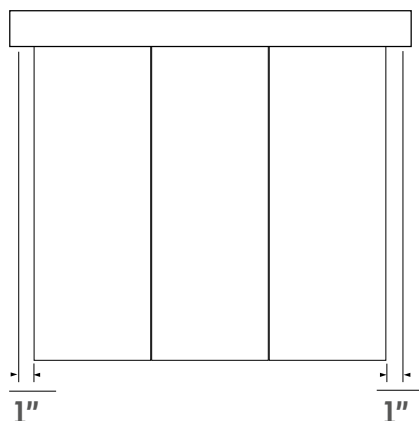
	Projection width
Recommended 73	3 1/4"
Recommended 100	4 7/8"
Without projection	0"
Minimum	2"
Maximum	5 7/8"

#### NUMBER OF BRACKETS ACCORDING TO SHADE WIDTH

	No. brackets
$W \leq 59"$	2
$59" < W \leq 98"$	3
$98" < W \leq 137"$	4
$137" < W \leq 177"$	5
$177" < W \leq 216"$	6
$W \leq 216"$	7

❗ Bandalux supplies brackets for ceiling-mounted installation. If you want brackets for wall-mounted installation, indicate on the order form or eBa.

#### SPACE BETWEEN THE RETURN AND THE FABRIC



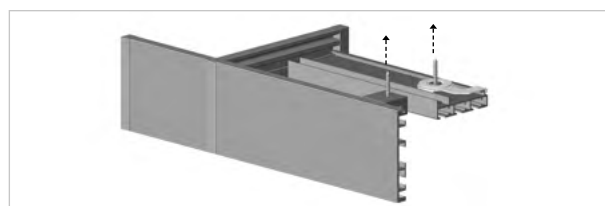
#### TYPE OF INSTALLATION

##### Wall



❗ For wall-mounted installations, the measurement of the mount plate must be 3/8" larger than the measurement of the bracket.

##### Ceiling



# **BANDALUX**