

SLIDING PANEL RANGE

It slides easily to separate rooms or cover windows. The sliding panel has a great visual and decorative impact and can be matched with a wide range of fabrics and colors. Four types of operating systems are available: manual, cord, wand or motor.



PROFILE COLORS AVAILABLE



White
RAL 9010



Anodized
aluminum



Matte Black
RAL 9011

- ❗ Anodized aluminum not available for open operating system.
- ❗ Zenit track only available in white.

OPERATING SYSTEMS



Manual



Cord



Wand



Motor

MAXIMUM WIDTH

6000 mm



MAXIMUM HEIGHT

3250 mm

SLIDING PANEL RANGE

PRODUCT PRESENTATION

Systems and fabrics

	Zen	Zenit
		
Minimum size ¹ (WxH)	800 x 500 mm	800 x 500 mm
Maximum size ¹ (WxH)	6000 x 3250 mm	5000 x 3250 mm
Colors	White RAL 9010 Matte Black RAL 9011 Anodized aluminium	White RAL 9010
Manual	✓	✗
Cord	✓	✗
Wand	✓	✗
Motor	✓	✓
Installation		Ceiling Wall
Options	Slim bottom bar Safekids	Slim bottom bar Safekids

 1. Approximate maximum measurements. They may vary depending on the fabric and system.

SLIDING PANEL RANGE

PRODUCT PRESENTATION

Matches any style

Sliding tracks allow to combine fabrics with different colors, prints, textures, etc. A solar protection system with a high decorative power.



A wide selection of traditional and technical fabrics

Sliding tracks are available with MOVES new fabrics as well as with Bandalux general catalog fabrics.

Trazer decorative cover

A modern and minimalist decorative cover to add a touch of class and sophistication to classic blinds. Available in white textured matte and anodized aluminum finishes.



Small and large surfaces

Sliding tracks can be installed in both small and large spaces. Tracks can have 2, 3, 4 or even 5 channels.



Soft and precise movement

Sliding tracks slide easily and effortlessly thanks to the roller sliding system, offering an optimal user experience.



Zenit motorized track

This track allows a silent remote controlled motorization.




Four operation systems


You can choose between different operation systems to open and close the panel: manual, cord, wand or motor operation.



Manual



Cord



Wand




Motor

SLIDING PANEL RANGE

PRODUCT PRESENTATION

Safety first

Bandalux prioritizes security and therefore supplies by default a child safety system that holds the cord or chain tight to the wall to prevent children from getting entangled in it.



Children can get tangled up with the shade/blind cord or chain

Always keep the chain or cord of the shades out of the reach of children. Since children can climb furniture, make sure to put the cribs, playpens or any furniture away from cords or chains.

The supplied safety device (see photo) must always be securely attached to the wall and hold tightly the cord or chain, thus preventing children from pulling them around the neck.

By default, Bandalux will always provide all shades and blinds with Child Safety System. When not necessary due to the absence of children, the waiver must be signed.

Bandalux will not be responsible for installation by third parties. It is the responsibility of the installer to correctly place the child safety system.



SafeKids

Patented by Bandalux.

Highly efficient security device that ensures the attachment of the cord or the chain to the wall. The shade can only be operated if the device is installed.



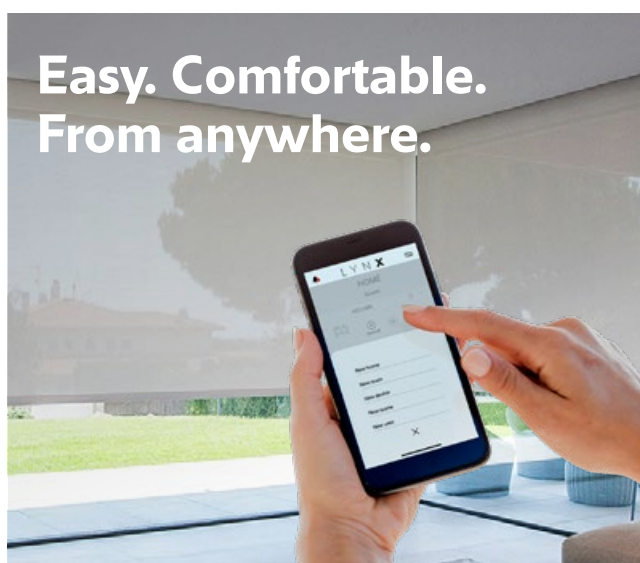
Child Safety

Standard security device in the market that is served by default.

LYNX, smart blinds

Coming soon

The app that allows you to control all Bandalux window coverings solutions, wherever you are.



**Easy. Comfortable.
From anywhere.**

Available for
Android and iOS.
Compatible with:



amazon alexa



Google Home

▼ **Contactless comfort**

Manage your blinds from your Smartphone or via voice control.

▼ **Atmospheres personalization**

Program and automate as many scenes as you want and confirm the position of your blinds at any time.

▼ **Peace of mind**

Enable presence simulation scenes when you are away from home.

▼ **Efficiency and savings**

Take advantage of sunlight cycles, react to the climatic conditions and, as a consequence, save on your electricity bill.

▼ **Connected environment**

In addition to blinds, LYNX allows you to connect other elements such as music, lamps, fans...

SLIDING PANEL RANGE

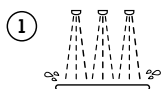
PRODUCT PRESENTATION

Air purifying shades


As a result of Bandalux' ongoing technological innovation and its commitment to sustainability, it has launched a new shade able to purify the air in any room.

Application of a nanocoating on the technical fabric

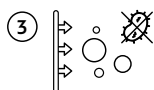
The shade is treated as follows:




A mixture of oxide minerals is applied to the shade's fabric.



This mixture is naturally activated by sunlight or artificial lighting.



When it is activated, any contaminant particles in the air are removed (viruses, bacteria, fungi, contamination, and volatile organic compounds).



Great versatility

- Applicable to all Roller Shades systems, Box range, Fit Box, Skylight and Sliding Panel.
- Available in the Polyscreen® 550 and Mega BO fabrics, in a range of colors.

POLYSCREEN® 550 AIRPURE®



Ash

Pearl

White

White Linen


White Pearl

SLIDING PANEL RANGE


OPTIONS

Colors


Track



Reinforced extensible trazer brackets




Wand



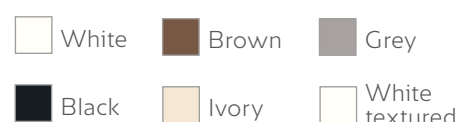
Pelmet Trazer



SafeKids



Visible Slim 25 bottom bar



1. By default, Bandalux will provide the products in white, unless a different color is specified on the order form. 2. Zenit track only available in white. 3. Anodized aluminum not available for hand-operated system. 4. Visible Slim 25 bottom bar in white textured only available for Trazer.

ZEN Track

Operating system and child safety systems

CORD-OPERATED

Zen Track



Served by default

Child Safety



Served by default

SafeKids



HAND-OPERATED

Zen Track



WAND

Riel Zen



HIGH WAND

1000 cm

1500 cm

200 cm

SLIDING PANEL RANGE


OPTIONS

ZENIT MOTOR Track


Operating systems

MOTOR

Zenit Track



Zen XXL Track

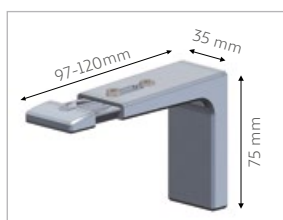


AUTOMATISMS	ZEN XXL TRACK	ZENIT TRACK ⁽¹⁾
BUTTON	Somfy® SMOOVE UNO	--
MULTI-CHANNEL REMOTE CONTROL	ESTRADA 6-CHANNEL	ZENIT 6-CHANNEL

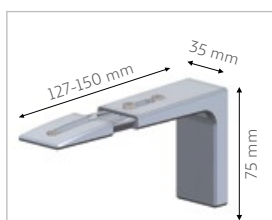
1. Available only with motor on the right side. **2.** For more information see 'motorization' section on page 28.

Reinforced extensible trazer brackets

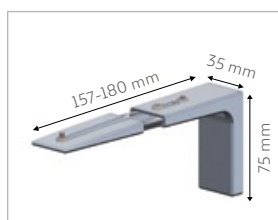
100



130



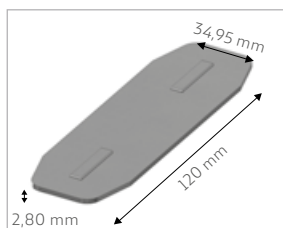
160



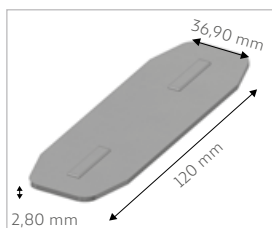
1. Indicate bracket measure on the order form or eBa. The measurement must be 10 mm smaller than the mount plate measurement. **2.** The brackets will match the pelmet color. If you want another color, indicate on the order form or eBa. **3.** To find out how many brackets are necessary according to the blind width see page 8.

Other options

Track connector plate 2 tracks



Track connector plate 3, 4 & 5 tracks



Visible Slim 25 bottom bar



1. To find out how many brackets are necessary for the blind width, see page 8.

Trazer pelmet

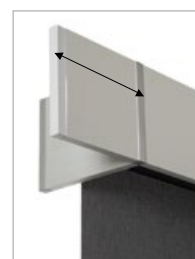


Pelmet 73

Pelmet 100

1. These prices do not include the projection section. **2.** Minimum purchase 1m. **3.** The Trazer pelmet is incompatible with the motorized Zen XXL track.

Projection



Mount plate



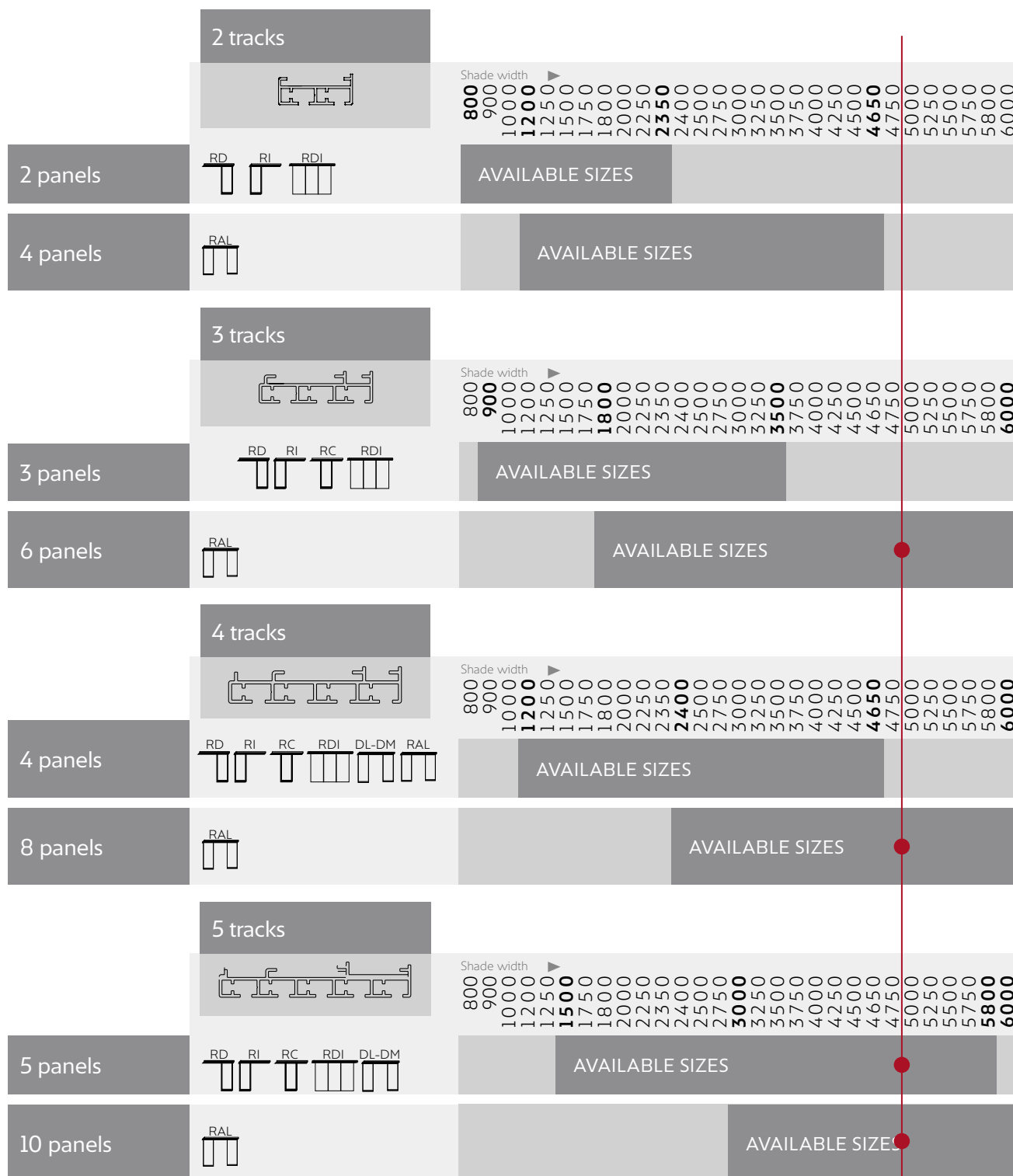
1. Consult the technical data on page 11.
1. For wall installation, the size of the mount plate must be 10mm larger than the size of the bracket.

SLIDING PANEL RANGE

TECHNICAL DATA

Number of channels and tracks – types of opening

How to use this chart (example red line): For a 4750mm width measure you may choose among the following 3 channels and 6 tracks, 4 channels and 8 tracks, 5 channels and 5 tracks, 5 channels and 10 tracks.



RI - Left-side stacking. **RD** - Right-side stacking. **RC** - Central stacking. **RAL** - Stacking at ends. **RDI** - Right/left stacking with two handles. **DL** - Right/Left stacking with two cord controls (DM)

1. Zenit track: Only available with RD, RI, RC and RAL.

SLIDING PANEL RANGE

TECHNICAL DATA

Minimum and maximum sizes

Model	Blind width		Blind height		Surface		Tolerance ⁽¹⁾
	Maximum	Minimum	Maximum	Minimum	Maximum	Minimum	% (Width/Height)
ZEN INDIVIDUAL PANEL	1200 mm	300 mm	3250 mm	500 mm	3,9 m ²	0,15 m ²	±0,2% / ±0,5%
ZEN TRACK	6000 mm	800 mm	3250 mm	500 mm	19,5 m ²	0,4 m ²	±0,2% / ±0,5%
ZENIT INDIVIDUAL PANEL	1000 mm	200 mm	3250 mm	500 mm	3,25 m ²	0,1 m ²	±0,2% / ±0,5%
ZENIT TRACK	5000 mm	800 mm	3250 mm	500 mm	16,25 m ²	0,4 m ²	±0,2% / ±0,5%

1. In accordance with the european standard EN13120.

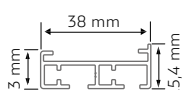
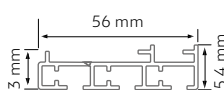
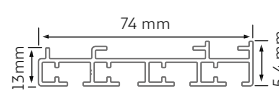
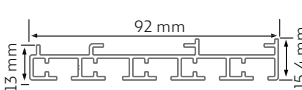
Number of brackets according to blind width

No. brackets	2	3	4	5	6	7
Blind width	800 - 1000 mm	1010 - 2000 mm	2010 - 3000 mm	3010 - 4000 mm	4010 - 5000 mm	5010 - 6000 mm

1. Bandalux supplies brackets for ceiling-mounted installation by default. If you want Trazer brackets for wall-mounted installation, indicate it on the order form or eBa.

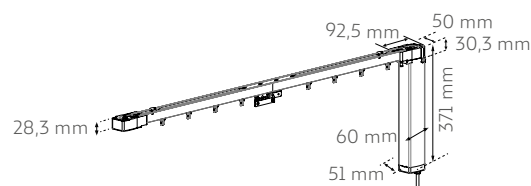
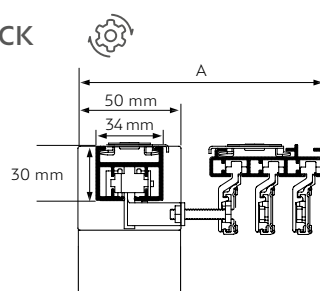
Drawing in section and heights for each system

ZEN TRACK: MANUAL, CORD AND WAND

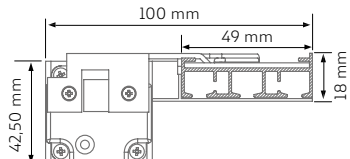
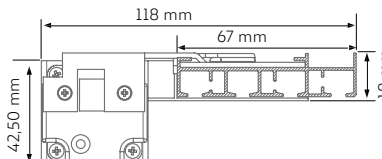
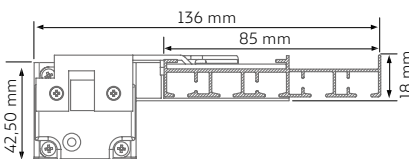
2 tracks	3 tracks	4 tracks	5 tracks
			

ZEN XXL MOTOR OPERATED TRACK

	A
2 Track	1330 mm
3 Track	1510 mm
4 Track	1690 mm
5 Track	1870 mm



ZENIT MOTOR OPERATED TRACK

3 Tracks	4 Tracks	5 Tracks
		

SLIDING PANEL RANGE

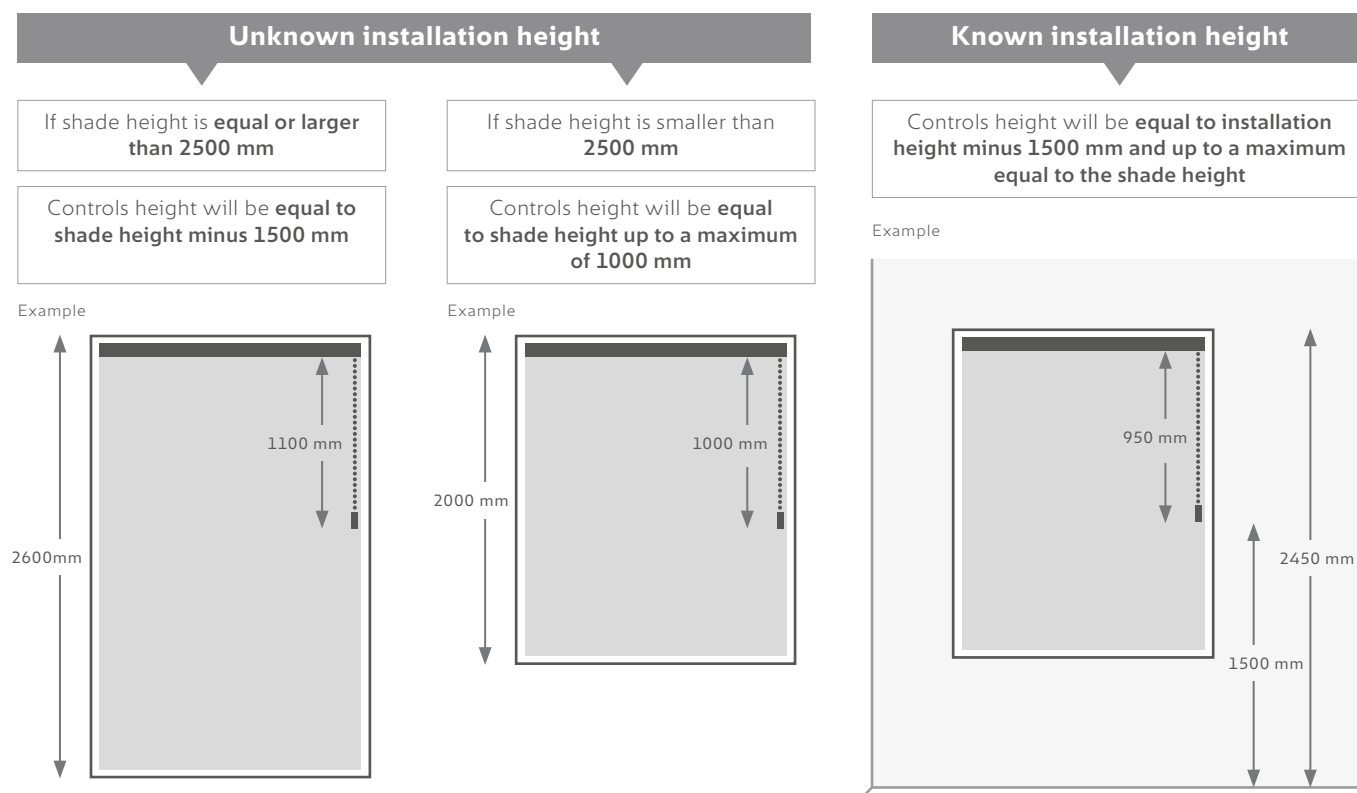
TECHNICAL DATA

Controls height

CORD-OPERATED WITH CHILD SAFETY SYSTEM

The Child Safety/Safekids piece must be positioned at a minimum height of 1,5m from the floor.

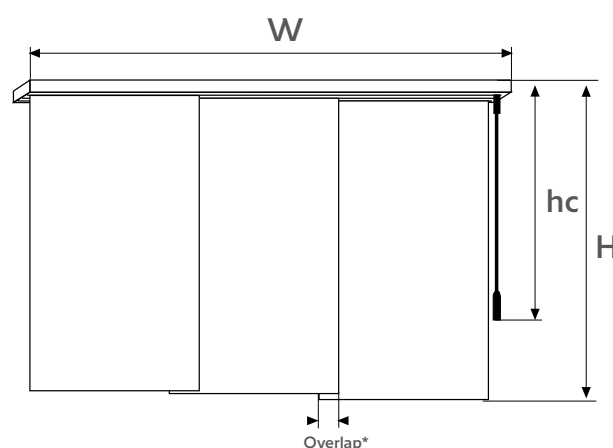
To calculate the controls height see:



CORD-OPERATED WITHOUT CHILD SAFETY SYSTEM

If the Child Safety/Safekids feature is declined, the controls height will be:

Blind height (H)	Controls height (hc)
Between 510 and 2200 mm	Blind height minus 100 mm
2210 mm or higher	Blind height minus 1000 mm



❗ Approximate overlap between panels = 40-70mm per panel (depending on the blind width).


IMPORTANT: The height of the controls will always be that indicated in the chart above. If you want to change the controls height you must indicate it explicitly in the order form or eBa. The controls height will always be measured from the uppermost section of the blind (upper end of the track), to the lower part of the cord tensioner.

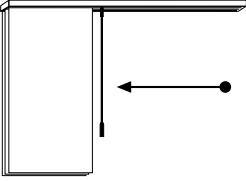
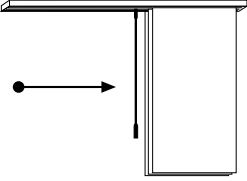
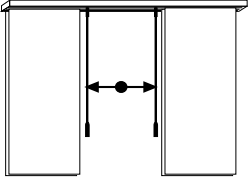
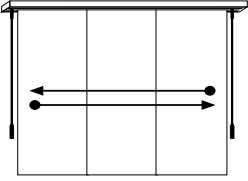
SLIDING PANEL RANGE

DATOS TÉCNICOS

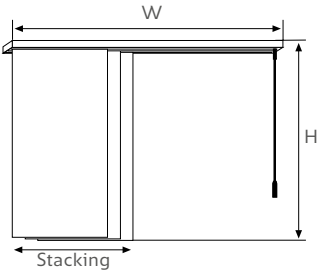
Connection operation

The panel is moved by means of a pull handle, which drags the remaining tracks into the desired position.



RI	RD	RAL	RDI
			
Left-side stacking	Right-side stacking	Stacking at both sides	Right/left stacking with two handles

Stacking width



When retracted, the Sliding Panel will occupy the amount of space of the widest panel plus 10mm for each remaining panel. The fixed panel is the front panel.

Available motor data


MOTORS				
Track type	Motor model	Nm.	r.p.m	power (W)
RIEL ZEN XXL MOTOR	230V/45W	1,2	88,6	45
RIEL ZENIT MOTOR*	MP40	1	95	24

SLIDING PANEL RANGE

DATOS TÉCNICOS

Trazer technical information


(more information in Price List 'A4 - Decorative Covers')



MOUNT PLATE PERSONALISATION

	Standard	Without mount plate	Minimum	Maximum
2 TRACK ZEN PANEL	60 mm	0 mm	60 mm	190 mm
3 TRACK ZEN PANEL	80 mm	0 mm	80 mm	190 mm
4 TRACK ZEN PANEL	100 mm	0 mm	100 mm	190 mm
5 TRACK ZEN PANEL	120 mm	0 mm	120 mm	190 mm
3 TRACK ZENIT PANEL	130 mm	0 mm	130 mm	190 mm
4 TRACK ZENIT PANEL	150 mm	0 mm	150 mm	190 mm
5 TRACK ZENIT PANEL	170 mm	0 mm	170 mm	190 mm

❗ * For wall-mount installation, the mount plate measurement must be 10mm larger than the bracket measurement.



PROJECTION PERSONALIZATION

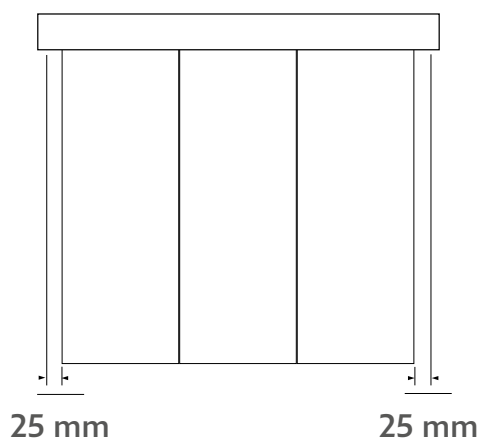
	Projection width
Recommended 73	95 mm
Recommended 100	125 mm
Without projection	0 mm
Minimum	50 mm
Maximum	150 mm

NUMBER OF BRACKETS ACCORDING TO BLIND WIDTH

	No. brackets
$W \leq 100 \text{ cm}$	2
$1000 \text{ mm} < A \leq 2000 \text{ mm}$	3
$2000 \text{ mm} < A \leq 3000 \text{ mm}$	4
$3000 \text{ mm} < A \leq 4000 \text{ mm}$	5
$4000 \text{ mm} < A \leq 5000 \text{ mm}$	6
$5000 \text{ mm} < A \leq 6000 \text{ mm}$	7

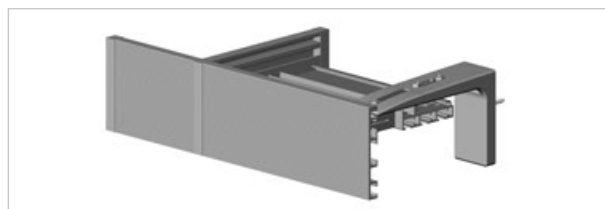
❗ Bandalux supplies brackets for ceiling-mounted installation. If you want brackets for wall-mounted installation, indicate on the order form or eBa.

SPACE BETWEEN THE RETURN AND THE FABRIC



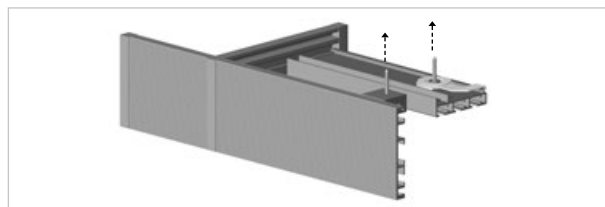
TYPE OF INSTALLATION

Wall



❗ For wall-mounted installations, the measurement of the mount plate must be 10 mm larger than the measurement of the bracket.

Ceiling



BANDALUX