








Zi-Box

Blackout Systems

The new system patented by Bandalux that brings together the advantages of the B-Box and the Z-Box in the same product.

COLORS:

 White RAL 9016	 Grey RAL 9006
 Black RAL 9011	 Ivory RAL 1013
 Brown RAL 8019	 Anthracite RAL 7016

Operating systems

Chain, motor

Double drop

With 1 and 2 operating systems

Options

Safekids, Digital Printing

Maximum blackout effect

Thanks to the Easy Zip system



Hiding from inside

The new channeling **Easy Zip** ensures that the fabric does not get out of the channels. Combined with a Blackout fabric, **block sunlight**.



Maximum resistance

The Bandulux - developed end pieces are equipped with more robust spindles.

The support includes high-precision rollers with bearings that deliver quieter, **smoother movement** and **perfectly concentric rotation**.



Ease of assembly


The integration of the exclusive channeling rack to the telescopic channels allows the installation in irregular surfaces facilitating the firmness of the fabric at all times. The channels are supplied completely assembled and thanks to the self-supporting cassette the installation is very simple.



① Installation of the carrier channels and assembly of the cassette in the self-supporting channel.



② Assembly of the complete mobile channels inside the carrier channels.



③ Operating system of the shade, placement of the mobile channels in their correct position and final fixation with rivets.

Three cassette sizes

Different cassette sizes to join capacity and aesthetics.

136 mm

100 mm

85 mm



Child safety

Bandalux provides a child safety system that makes it possible to secure the chain to the wall to prevent children from getting tangled up in it.



Child Safety

This is the standard safety device on the market, supplied by default with your blind order.



PATENTED BY
BANDALUX

SafeKids, a new option patented by Bandalux,

Is highly effective because it can't be taken apart or tampered with, ensuring that the chain stays attached to the wall.

Sensor motor with safety features

This radio frequency motor is equipped with safety features to stop the blind from moving if it detects an obstacle, preventing potential damage to people and objects.

When an obstacle is detected, the motor pauses and then tries to complete the command three times. The motor will then stop if it continues to detect the obstruction after the third attempt.



Insect screen

The **Zi-Box** is also available with insect screen fabric.



Quieter motor

All motors incorporate a **new multi-material technology** blind drive that has been designed by Bandalux to reduce the noise and vibrations that the motor makes.

PATENTED BY
BANDALUX



BANDALUX

230V



Rechargeable battery



BANDALUX SENSOR

230V



SOMFY®

230V



Maximum blackout effect Thanks to the Easy Zip system

Improved chain operating: rugged, smooth and durable

Smooth and silent drive, thanks to the use of materials that allow a high precision geometry.

The springs, of German technology and manufacture, calibrated and heat-treated, provide greater resistance to the system.

All elements susceptible to wear and tear are made of steel, thus ensuring the durability of the entire mechanism.

Redux mechanism integrated

The REDUX mechanism has an internal planetary gear system that reduces drive effort by up to 30%.

The planetary system requires a chain displacement higher than the height of the shade, so this system does not have mechanical stops to fix the end of the stroke at the top and at the bottom.

Note: Since the system has no limit switch, users need to be careful when operating the blind to keep the fabric from unrolling/rolling up too far.



Planetary



LYNX, smart blinds

The app that allows you to control all Bandalux window coverings solutions, wherever you are.

**Easy. Comfortable.
From anywhere.**



See **LYNX**
price list

Contactless comfort

Manage your blinds from your Smartphone or via voice control.

Atmospheres personalization

Program and automate as many scenes as you want and confirm the position of your blinds at any time.

Peace of mind

Enable presence simulation scenes when you are away from home.

Efficiency and savings

Take advantage of sunlight cycles, react to the climatic conditions and, as a consequence, save on your electricity bill.

Connected environment

In addition to blinds, LYNX allows you to connect other elements such as music, lamps, fans...

Available for
Android and iOS.
Compatible with:



amazon alexa



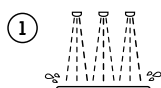
Google Home

Air purifying shades

As a result of Bandalux' ongoing technological innovation and its commitment to sustainability, it has launched a new shade able to purify the air in any room.

Application of a nanocoating on the technical fabric

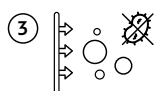
The shade is treated as follows:



A mixture of oxide minerals is applied to the shade's fabric.



This mixture is naturally activated by sunlight or artificial lighting.




When it is activated, any contaminant particles in the air are removed (viruses, bacteria, fungi, contamination, and volatile organic compounds).



Great versatility

- Applicable to all Roller Shades systems, Box range, Fit Box, Skylight and Sliding Panel.
- Available in the Polyscreen® 550 and Mega BO fabrics, in a range of colors.

POLYSCREEN® 550 AIRPURE®



Ash Pearl White White Linen White Pearl

MEGA BO AIRPURE®



Alabaster Black Dark Grey White

New motorized option with external solar panel



NEW

The Bandalux Solar Station Kit offers a motorized, sustainable and self-sufficient Zi-Box solution powered by sunlight; no electrical installation required.

The kit includes a solar panel, a rechargeable battery and a motor, making it an eco-friendly and efficient choice that eliminates the need for electrical wiring.

To maximize sunlight capture, the solar panel and battery should be installed outdoors (e.g., on a façade or roof). The motor is built into the blind's tube or rod and connected to the solar panel with wiring.⁽¹⁾

⁽¹⁾ Includes a 500 cm cable. Compatible with an optional 3 m extension cable.

SERVED BY DEFAULT

CHAIN OPERATED



ASSISTED SPRING



① Included from 1500mm wide.

EASY ZIP CHANNELS



SLIM 45MM BOTTOM BAR



① Collection Lanair BO with SLIM 35 mm bottom bar.

CHILD SAFETY CHAIN RETAINER



① OPTIONAL: Security device Safekids.

COLORS

White
RAL 9016

Grey
RAL 9006

Brown
RAL 8019

Black
RAL 9011

Ivory
RAL 1013

Anthracite
RAL 7016

① By default, Bandulux will provide the products in white, unless a different color is specified on the order form.

COLLECTION AIRPURE®



AIRPURE® SHADES:

- Collection Polyscreen® 550 Airpure® in the following colors: Ash, Pearl, White, White Linen and White Pearl.
- Collection Mega BO Airpure® in the following colors: Alabaster, Black, Dark Grey and White.

MOTORIZED OPTIONS

MOTOR ⁽¹⁾			AUTOMATISMS		
			SINGLE-CHANNEL REMOTE CONTROL	MULTI-CHANNEL REMOTE CONTROL	OTHER
Hardwired 230Vac	Bandulux	PARMA 40 9/16			
		M2 50 6/32, 20/17			
		M2 50 40/17 ⁽²⁾			
		SENSOR 40 9/14			
	Somfy®	SENSOR 50 30/17			
		ARIANE 50 6/32			
		MARS 40 9/14			
		ATLAS 50 15/32			
		ARIES 40 SHORT 4/16			
		MARINER 50 40/17 ⁽²⁾			
Radio 230Vac	Bandulux	MAESTRIA 50 6/17, 10/17, 15/17 ⁽⁴⁾			
		MAESTRIA 50 25/17 ⁽²⁾⁽⁴⁾			
		SONESSE 40 9/12			
		SONESSE 50 6/28, 10/28, 15/17			
	Somfy® RTS	ALTUS 40 9/16			
		ALTUS 40 6/32, 15/17			
		ALTUS 50 40/17 ⁽²⁾			
		SONESSE 40 9/12			
	Somfy® RTS Silent ⁽³⁾	SONESSE 50 6/28, 10/28, 15/17			
IO 230Vac	Somfy® IO	SUNEA SCREEN 40 9/16			
		SUNEA SCREEN 50 6/32, 15/32			
		SONESSE 50 40/17 ⁽²⁾			
		SONESSE 40 6/20			
	Somfy® IO Silent ⁽³⁾				
	Bandulux Silent ⁽³⁾	RECHARGEABLE BI 40 10/9			
		RECHARGEABLE BI 50 13/11			
Battery 12Vdc	Radio solar external panel	KIT SOLAR STATION 40 10/12			
		KIT SOLAR STATION 50 20/16			
		KIT SOLAR STATION 50 30/9			

①. See motor specifications on page 5. / 2. Mandatory for dimensions greater than 3000 mm wide. / 3. Motor only compatible for indoor installation. / 4. Motor with electronic limit switch.

OPTIONAL BRACKETS

CEILING

85



100



136



WALL (Incompatible with frontally installed channels)

85



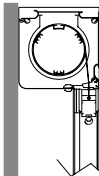
100



136



INST. OPPOSITE DIRECTION



①. Not available with chain-operated system.
2. Cassette cannot be opened.

EASY ZIP BOTTOM PROFILE



DOUBLES TOMBÉES



DOUBLE DROP 1 operating system

① Not compatible with chain operating system.

DOUBLE DROP 2 operating systems

OTHER OPTIONS

PERSONALIZATION



SAFEKIDS (CHILD SAFETY SYSTEM)



METALLIC CHAIN



TRANSPARENT CHAIN



① Chain tensioner not included.

OPERATING SYSTEMS AND MINIMUM SHADE WIDTH

Operating system		Voltage (V)	ø mm	Nm	r.p.m	Power (W)	Amperage (A)	Minimum shade width
CHAIN			--	--	--	--		350 mm ⁽¹⁾
MOTORS BANDALUX HARDWIRED	PARMA 40 9/16	230	40	9	16	110	0,48	650 mm
	M2 50 6/32	230	50	6	32	120	0,52	660 mm
	M2 50 20/17	230	50	20	17	160	0,70	710 mm
	M2 50 40/17	230	50	40	17	240	1,04	710 mm
	SENSOR 40 9/14	230	40	9	14	120	0,52	740 mm
	SENSOR 50 30/17	230	50	30	17	253	1,10	740 mm
MOTORS BANDALUX RADIO	PARMA 40 9/16	230	40	9	16	110	0,48	650 mm
	R2 50 6/32	230	50	6	32	120	0,52	710 mm
	R2 50 20/17	230	50	20	17	160	0,70	730 mm
	R2 50 40/17	230	50	40	17	240	1,04	770 mm
	SENSOR 40 9/14	230	40	9	14	120	0,52	740 mm
	SENSOR 50 30/17	230	50	30	17	253	1,10	740 mm
BANDALUX MOTORS RECHARGEABLE BATTERY ⁽²⁾	RECHARGEABLE BI 40 10/9	12	40	10	9	21	1,75	810 mm
	RECHARGEABLE BI 50 13/11	12	50	13	11	40	3,5	990 mm
MOTORS SOMFY® HARDWIRED	MARS 40 9/16	230	40	9	16	100	0,43	600 mm
	ARIES SHORT 40 4/16	230	40	4	16	65	0,28	550 mm
	ARIANE 50 6/32	230	50	6	32	120	0,52	670 mm
	ATLAS 50 15/32	230	50	15	32	240	1,04	750 mm
	MARINER 50 40/17	230	50	40	17	270	1,17	810 mm
	MAESTRIA 50 6/17 ⁽³⁾	230	50	6	17	90	0,45	710 mm
	MAESTRIA 50 10/17 ⁽³⁾	230	50	10	17	120	0,5	710 mm
	MAESTRIA 50 15/17 ⁽³⁾	230	50	15	17	140	0,65	760 mm
MOTORS SOMFY® RADIO	MAESTRIA 50 25/17 ⁽³⁾	230	50	25	17	170	0,8	760 mm
	SONESSE 40 9/12	230	40	6	16	100	0,43	650 mm
	SONESSE 50 6/28	230	50	6	32	90	0,39	750 mm
	SONESSE 50 10/28	230	50	15	17	140	0,61	750 mm
MOTORS SOMFY® SILENT HARDWIRED ⁽²⁾	SONESSE 50 15/17	230	50	40	17	270	1,17	750 mm
	ALTUS 40 9/16	230	40	9	12	120	0,52	650 mm
	ALTUS 50 6/32	230	50	6	28	146	0,63	800 mm
	ALTUS 50 15/17	230	50	10	28	180	0,78	810 mm
MOTORS SOMFY® SILENT RADIO ⁽²⁾	ALTUS 50 40/17	230	50	15	17	153	0,67	900 mm
	SONESSE 40 9/12	230	40	9	12	120	0,52	690 mm
	SONESSE 50 6/28	230	50	6	28	146	0,63	950 mm
	SONESSE 50 10/28	230	50	10	28	180	0,78	940 mm
MOTORS SOMFY® IO	SONESSE 50 15/17	230	50	15	17	153	0,67	940 mm
	SUNEA SCREEN 40 9/16	230	50	6	32	120	0,52	810 mm
	SUNEA SCREEN 50 6/32	230	50	15	32	240	1,04	820 mm
	SUNEA SCREEN 50 15/32	230	50	40	17	270	1,17	890 mm
MOTOR SOMFY® IO SILENT	SUNILUS 50 40/17	230	50	40	17	270	1,17	890 mm
	SONESSE 40 6/20	230	40	6	20	120	0,52	700 mm
BANDALUX RADIO SOLAR	KIT SOLAR STATION 40 10/12	12	40	10	12	36	3	640 mm
	KIT SOLAR STATION 50 20/16	12	50	20	16	72	6	690 mm
	KIT SOLAR STATION 50 30/9	12	50	30	9	72	6	690 mm

❗ 1. Shades with chain operating system and a width of less than 1500mm may require a higher operation power than shades with a width greater than 1500mm since they do not incorporate the assisted spring. / 2. Motor only compatible for indoor installation. / 3. Motor with electronic limit switch.

CONTROLS HEIGHT

CHAIN WITH CHILD SAFETY SYSTEM

The **Child Safety/Safekids** piece must be positioned at a minimum height of 1,5m from the floor.

CHAIN WITHOUT CHILD SAFETY SYSTEM

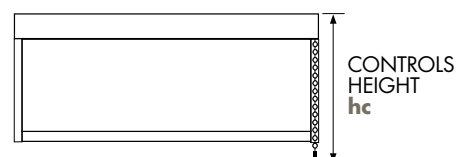
If the Child Safety/Safekids feature is declined, the controls height will be:

FOR Zi-BOX 85, Zi-BOX 100

Minimum calculation for hc: $H \times 0,70$

FOR Zi-BOX 136

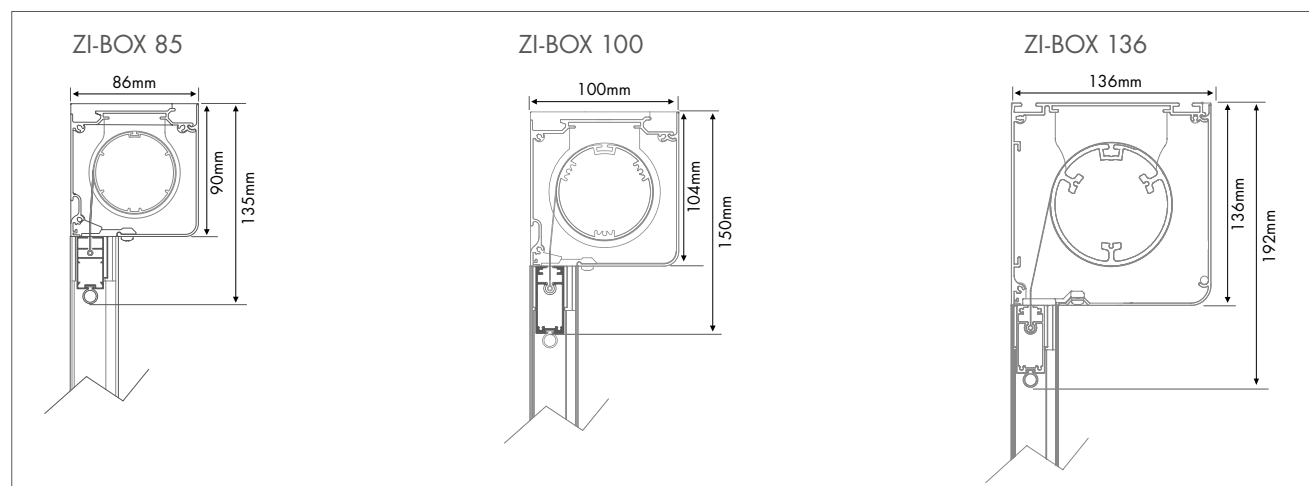
Minimum calculation for hc: $H \times 0,90$



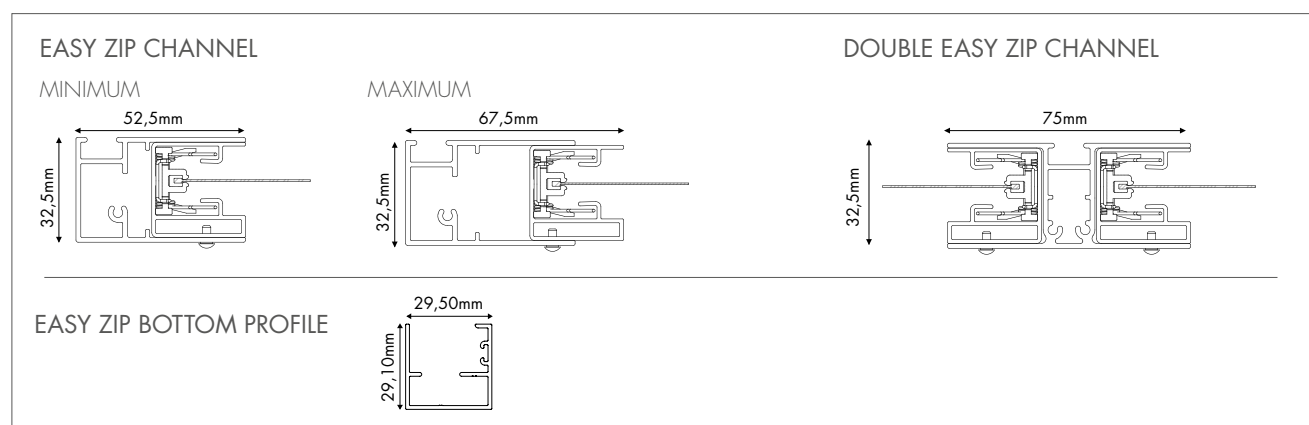
Example of calculation		
Shade height H	Controls Height hc (minimum)	
	Zi-85, Zi-100	Zi-BOX-136
1000mm	700mm	900mm
2000mm	1400mm	1800mm
4000mm	2800mm	3600mm

❗ The controls height will always be measured from the uppermost section of the shade (upper end of the bracket), to the lower part of the chain tensioner.

RETRACTION HEIGHT (mm)



SIDE GUIDES DIMENSIONS




DOUBLE DROP

DOUBLE DROP WITH 1 OPERATING SYSTEM (A SINGLE TUBE)

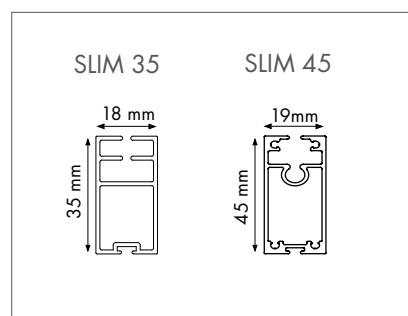
This may include a midway bracket that will allow for widths that exceed the maximum for a given shade.

DOUBLE DROP WITH TWO OPERATING SYSTEMS (DOUBLE SUPPORT)

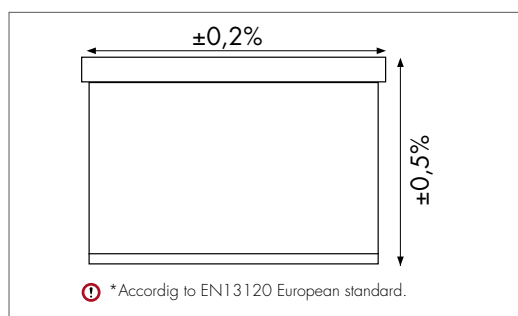
Zi-BOX



BOTTOM BARS



PRODUCTION TOLERANCE



BANDALUX