



Wooden venetian blind

The nobility of wood becomes pure elegance in this Venetian blind. Subtle lines convert light into warmth with a great natural finish.


| GENUINE | |
|----------------------|---|
| Minimum sizes | 400 mm width 300 mm height |
| Maximum sizes | 3000 mm width 3500 mm height |
| Operating systems | Cord, Chain, Crank, Motor |
| Width of slats/Pleat | 50 mm |
| Installation | Ceiling, Wall |
| Profile color | Coordinated with the slat color |
| Options | String ladder, Vertical cable guide, Color combination, Trims, Two blinds with a single pelmet |

Wood Venetian

New collection

The range of wooden venetian blinds is growing by incorporating **new colours and wood finishes from abachi**, chosen in line with new trends in interior design and decoration. The new collection combines slats in serene and elegant tones (Khaki, Salvia, Sky and Tortora), natural wood finishes (Wood, Cedar, Light oak and Tan) and two new vintage-style textures (Cream and Ebony).

With these new products, the collection improves its quality, as it expands the number of abachi wood references with FSC®- C180213 certification, in addition to the venetian blinds available in basswood.



FSC® certified woods

As part of our commitment to the environment, at Bandalux we use FSC®*-certified wood in most of our products, which comes from responsibly and sustainably managed forests.

 *Forest Stewardship Council®

50 mm slats

The **Genuine system** is characterized by its **refined design** that furnishes the blind with a sophisticated and elegant look.

The warmth of wood enables to create a cozy and elegant environment.



String ladder or tape



The subtle string ladder grants a finishing that highlights the slat.



The tape enhances the finishing and allows the different fabric tones to combine with the slat.

Convenient operating system

The driving mechanism permits orientation changes of the blind slats allowing visibility variation towards outside while enabling sunlight adjustments towards inside.

Cord, chain, crank and motor operated for greater convenience.

CORD



CHAIN



SOMFY®
MOTOR



BANDALUX
MOTOR



Child Safety

Bandalux supplies by default a child safety system that allows the chain to be attached to the wall, preventing children from getting entangled in it.

Child Safety chain/cord retainer

It is the standard security device in the market served by default with your blinds order.



Safekids, a new option patented by Bandalux

It is highly efficient as it cannot be taken apart or tampered with and guarantees that the chain will not detach from the wall, preventing the risk of strangulation. Compatible only with chain.



PATENTED BY
BANDALUX

Extendible reinforced Trazer brackets



New brackets developed by Bandalux for wall installation.

Design adapted to the latest trends.

New motorized option with external solar panel

The Bandalux Solar Station Kit offers a motorized, sustainable and self-sufficient Wood Venetian blind solution powered by sunlight; no electrical installation required.

The kit includes a solar panel, a rechargeable battery and a motor, making it an eco-friendly and efficient choice that eliminates the need for electrical wiring.

To maximize sunlight capture, the solar panel and battery should be installed outdoors (e.g., on a façade or roof). The motor is built into the blind's tube or rod and connected to the solar panel with wiring.*

*Includes a 50 cm cable. Compatible with an optional 3 m extension cable.



NEW

Wood Venetian

➤ OPTIONS

PROVIDED BY DEFAULT

| | | | | | |
|---|----------------------|---|---|---|-------------|
|  | CORD-OPERATED |  | CHILD SAFETY CORD CLEAT (CHILD SAFETY SYSTEM) |  | TAPE |
|---|----------------------|---|---|---|-------------|

COORDINATED

The rail, brackets, tape (for Genuine with tape) or string ladder (for Genuine with string ladder), cord, chain and crank, will be color-coordinated to the slats according to Bandalux criteria. If another color is desired indicate on order form or eBa.

Tape color coordinated by default:

| | | | |
|--|---|--|--|
|  White Ref. 005 |  Toffee Ref. 907 |  Mercury Ref. 771 |  Garnet Ref. 106 |
|  Alabaster Ref. 112 |  Cocoa Ref. 910 |  Gulf Blue Ref. 017 |  Black Ref. 233 |
|  Bone Ref. 73001 |  Chocolate Ref. 060 |  Nocturne Ref. 008 | |
|  Tan Ref. 70001 |  Capuccino Ref. 084 |  Pastel Green Ref. 039 | |
|  Taupe Ref. 908 |  Real Red Ref. 085 |  Forest Green Ref. 061 | |

Other tape colors opted to be coordinated:

| | |
|---|--|
|  Linear Bordeaux Ref. 574 |  Indian Cream Ref. 580 |
|---|--|

OPERATING SYSTEMS OPTIONALS

CHAIN



**CHAIN
TENSIONER**
(ONLY AVAILABLE
FOR TAPE)

ⓘ Includes security device



**CHILD SAFETY
CHAIN RETAINER**
(CHILD SAFETY SYSTEM)

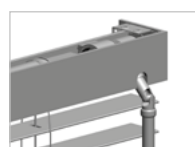
ⓘ OPTIONAL: Safekids security device.

COLORS

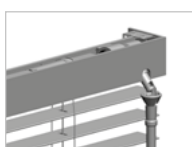
| | | |
|--|---|--|
|  White |  Black |  Grey |
|  Ivory |  Brown | |

ⓘ According to Bandalux coordinated.

CRANK



FIXED



REMOVABLE

COLORS

| | | |
|---|---|--|
|  White |  Black |  Grey |
|  Ivory |  Brown |  Anthracite |
|  Garnet | | |

ⓘ According to Bandalux coordinated.

MOTOR OPTIONS



SOMFY 230V



BANDALUX 230V

| MOTOR | | | AUTOMATISMS | | |
|--------------------------------|--------------|----------------------------|--|---|------------------------------|
| | | | Single-channel Remote Control | Multi-channel Remote Control | Other Options |
| HARDWIRED 230V | BANDALUX | HARDWIRED 40 | - | - | SMOOVE UNO ref. 06700610B |
| | SOMFY | LS-40 | | | |
| | SOMFY SILENT | SONESSE 40 | | | |
| RADIO 230V | SOMFY SILENT | RTS SONESSE 40 | SITUAO 1 RTS PURE ref. 06700976B | SITUAO 5 RTS PURE ref. 06700889B | - |
| RADIO IO 230V | SOMFY® IO | SONESSE IO 40 | SITUAO 1 IO PURE ref. 06700620B | SITUAO 5 IO PURE ref. 06700625B | - |
| RADIO PANNEL SOLAR EXTERN 12 V | BANDALUX | KIT SOLAR STATION 40 10/12 | TRANSMITTER 1 CHANNEL ref. 06700073 | TRANSMITTER 5 CHANNELS ref. 06700074 | |

BRACKETS (ONLY FOR CHAIN)

REINFORCED EXTENSIBLE TRAZER BRACKETS



100



130

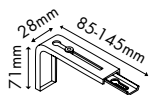


160

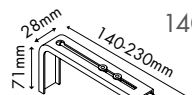
COLORS



TELESCOPIC BRACKET



85 a 145mm




140 a 230mm

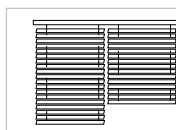
COLORS



OTHER OPTIONS

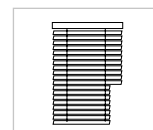


VERTICAL CABLE GUIDE

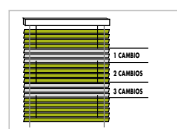


TWO BLINDS WITH A SINGLE PELMET

⚠ For measurements wider than 2500mm, the border will be cut in two pieces.



TRIMS



COLOR COMBINATION



SAFEKIDS
(CHILD SAFETY SYSTEM)



Blinds from 300 - 590mm wide (both inclusive) will be manufactured only with separate remote controls (MN and ME).

SPECIAL MEASUREMENTS

⚠ (1) CHANGE will be considered each time a different color to the previous is inserted. It will not depend on the total number of colors used.

MINIMUM AND MAXIMUM SIZES

| Operating system | Blind width | | Blind height | | Surface | | Tolerance |
|------------------|-------------|---------|--------------|---------|-------------------|--------------------|--------------------|
| | Maximum | Minimum | Maximum | Minimum | Maximum | Minimum | % (Width / Height) |
| CORD | 3000mm | 400mm | 3000mm | 300mm | 4,3m ² | 0,25m ² | ±0,5% / ±0,5% |
| CHAIN | 3000mm | 600mm | 2500mm | 300mm | 4,3m ² | 0,3m ² | ±0,5% / ±0,5% |
| CRANK | 3000mm | 400mm | 3500mm | 300mm | 8m ² | 0,3m ² | ±0,5% / ±0,5% |
| MOTOR 230V | 3000mm | 700mm | 3500mm | 300mm | 8m ² | 0,3m ² | ±0,5% / ±0,5% |

❗ For 2.5m² or larger surfaces we recommend its motorization or adding a crank-operated system, or either divide into two individual units with manual operating system due to the resistance that this blinds exerts for its elevation.

NUMBER OF BRACKETS, ROPES, STAIRS OR CORDS ACCORDING TO BLIND WIDTH

BRACKETS

| Blind width | N° of lateral brackets | N° of central brackets |
|---------------|------------------------|------------------------|
| 600 - 1200mm | 2 | 0 |
| 1210 - 1800mm | 2 | 1 |
| 1810 - 3000mm | 2 | 2 |

TAPES, STRING LADDERS AND CORDS

| Blind width | N° of laces or string ladders | N° of cords |
|----------------|-------------------------------|-------------|
| Up to 1150mm | 2 | 2 |
| 1150 to 1400mm | 3 | 2 |
| 1400 to 1900mm | 3 | 3 |
| 1900 to 3000mm | 5 | 3 |

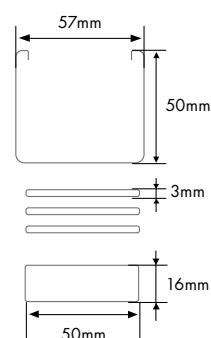
❗ 1. Bandalux will always serve the number of brackets, cords, string ladders or tapes as indicated in these tables. To request a different number you must indicate on the order form or eBa.
2. Bandalux supplies brackets for wall/ceiling installation by default. If other brackets are desired, indicate on the order form or eBa.

STACKING HEIGHT

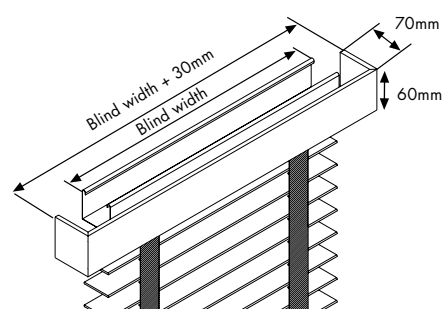
| Blind height h | Stacking height hr |
|----------------|--------------------|
| 850mm | 140mm |
| 1200mm | 180mm |
| 1400mm | 200mm |
| 1600mm | 220mm |
| 1800mm | 230mm |
| 2000mm | 250mm |
| 2200mm | 280mm |
| 2400mm | 300mm |
| 2500mm | 310mm |
| 2600mm | 320mm |
| 2800mm | 340mm |
| 3000mm | 360mm |
| 3200mm | 380mm |
| 3400mm | 400mm |
| 3500mm | 420mm |

SECTIONS AND DIMENSIONS GENUINE SYSTEM

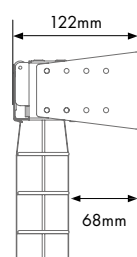
BLIND SECTION



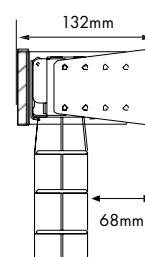
DETAIL WITH PELMET



BRACKET



BRACKET WITH PELMET



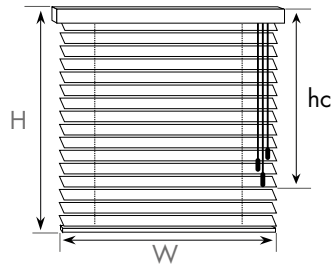
❗ For measurements wider than 2500mm, the border will be cut in two pieces.

CONTROLS HEIGHT**CHAIN OR CORD WITH CHILD SAFETY SYSTEM**

The **Child Safety/Safekids** piece must be positioned at a minimum height of 1,5m from the floor.

CHAIN OR CORD WITHOUT A CHILD SAFETY SYSTEM

If the **Child Safety/Safekids** feature is declined, the controls height will be:



| Cord | |
|----------------|--------------------|
| Blind height H | Controls height hc |
| 500 to 1000mm | Blind height |
| 1010 to 1500mm | 1000mm |
| 1510 to 2500mm | 1500mm |

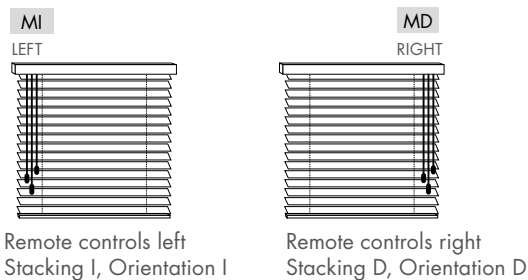
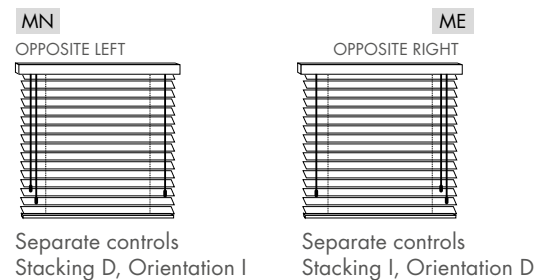
| Chain |
|--------------------|
| Controls height hc |
| 520mm |
| 770mm |
| 1020mm |
| 1270mm |
| 1520mm |
| 1770mm |
| 2020mm |
| 2270mm |
| 2520mm |
| 2770mm |
| 3020mm |


CRANK-OPERATED

Bandalux has the following recommended controls heights for cranks:

| Crank |
|--------------------|
| Controls height hc |
| 1000mm |
| 1250mm |
| 1500mm |
| 1750mm |
| 2000mm |
| 2250mm |
| 2500mm |
| 2750mm |
| 3000mm |

1. Approximate measurements in mm.
2. In the single crank control, the control height is considered with the crank in operative position. Add 140 mm to find out measurement with the crank extended.
3. Indicate on the order form or eBa the desired controls height. In any case in which the requested controls height does not match with the chart measurements above, the ordered product will be manufactured the next size down.
4. The controls height will always be considered from the highest part of the curtain (top end).

CONTROLS SIDE**CONTROLS TOGETHER****SEPARATE CONTROLS**

 Bandalux recommends the use of separate controls, whenever possible.

AVAILABLE MOTOR DATA

| TYPE | MODEL | ø mm | Nm. | r.p.m. | power (W) |
|-------------------------|---------------------|------|-----|--------|-----------|
| BANDALUX HARDWIRED | CABLE 40 9/12 | 40 | 9 | 16 | 121 |
| SOMFY® HARDWIRED | LS-40 40 9/16 | 40 | 9 | 16 | 100 |
| SOMFY® HARDWIRED SILENT | SONESSE 40 9/12 | 40 | 9 | 12 | 120 |
| SOMFY® RTS SILENT | RTS SONESSE 40 9/12 | 40 | 9 | 12 | 120 |
| SOMFY® IO 230V | SONESSE IO 40 6/20 | 40 | 6 | 20 | 120 |

contract.bandalux.com

bandalux.com