


## CLASS

Quick and simple installing system,  
chain-operated with moveable outlets.  
Ideal for small surfaces thanks to its  
compact and integrated mechanism.



### AVAILABLE COMPONENT COLORS



### OPERATING SYSTEMS



#### MAXIMUM WIDTH

**1800** x 2200 mm

#### MAXIMUM HEIGHT

1600 x **2500** mm

🔍 Check 'Fabric Limits' in ProArea.

## New colors

Mustard, Pistacho, Sage and Wine are the four new colors that complete the range.

Ideal for environments in which colors play a predominant role in the room decoration, as well as in chromatic spaces where all the elements match each other.



## Easy installation

This system has been designed to ensure a simple shade installation. It is secure and aesthetic at the same time due to having its screws hidden from sight when mounted.



## Child safety

Bandalux prioritizes security and therefore supplies by default a child safety system that holds the cord or chain tight to the wall to prevent children from getting entangled in it.

### Safekids

Patented by Bandalux.

Highly efficient security device that ensures the attachment of the cord or the chain to the wall. The shade can only be operated if the device is installed.




### Child Safety

Standard security device in the market that is served by default.



## Digital printing

Personalize the shade with your own style. Print the image you desire or choose one from our Bandalux selection.



## Color variety

The side brackets color is paired with the fabric color according to Bandalux criteria. A range of eight colors: white, black, dark grey, custard, mustard, pistacho, sage and wine.



## Different chain options

Class shade systems are always chain-operated. You can either choose between the coloured tradicional plastic chain, the transparent chain or the stainless metallic chain.



## Side guides for an uncompromising fastening

If you need the shade to be subjected along its drop path, you have the option to set an efficient cable guiding.



Floor fastening



Wall fastening

## Finish setting up with the proper bottom bar

Class roller shades can be provided with two bottom bar options : Visible Slim 25 and Hidden Teardrop.



Slim 25



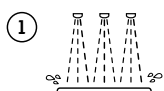
Teardrop

## Air purifying shades

As a result of Bandalux' ongoing technological innovation and its commitment to sustainability, it has launched a new shade able to purify the air in any room.

### Application of a nanocoating on the technical fabric

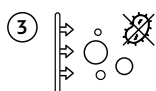
The shade is treated as follows:



A mixture of oxide minerals is applied to the shade's fabric.



This mixture is naturally activated by sunlight or artificial lighting.



When it is activated, any contaminant particles in the air are removed (viruses, bacteria, fungi, contamination, and volatile organic compounds).

### Great versatility

- Applicable to all Roller Shades systems, Box range, Fit Box, Skylight and Sliding Panel.
- Available in the Polyscreen® 550 and Mega BO fabrics, in a range of colors.

#### POLYSCREEN® 550 AIRPURE®



Ash

Pearl

White

White Linen

White Pearl

#### MEGA BO AIRPURE®



Alabaster

Black

Dark Grey

White




# CLASS

## OPTIONS

### Standard configuration

#### Colores



❗ The components color will be paired with the chosen fabric according to Bandalux criteria.

#### Chain operated



#### Teardrop bottom bar\*



#### Child Safety chain retainer



❗ Optional: Safekids device.

❗ \*Fabrics incompatible with Teardrop bottom bar will be served with Slim 25 bottom bar by default.

### Optional configuration (no additional charge)



#### Slim 25 bottom bar



#### Transparent chain

### Collection Airpure®



#### Airpure® Shades:

• Collection Polyscreen® 550 Airpure® in the following colors: Ash, Pearl, White, White Linen and White Pearl.

### Side guides

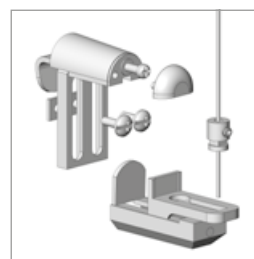


Floor fastening



Wall fastening


ø1,5mm cable guide



#### No-drill guiding installation Kit

❗ For window frames.

### Other options



#### Digital Printing



#### Safekids (child safety system)

PATENTED BY  
BANDALUX



#### No-drill window bracket



#### No ending chain ring

❗ For measurements from 304 cm, only available in white and black color.



#### Metallic chain

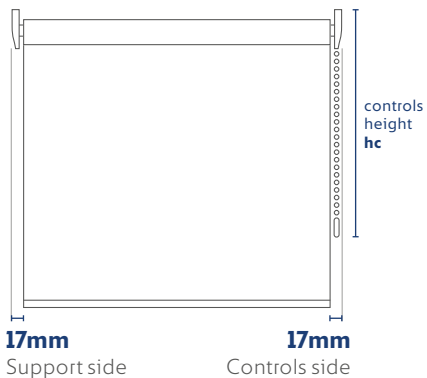
❗ Chain tensioner not included.

### Minimum and maximum sizes

Operating system	Shade width		Shade height		Surface	
	Minimum	Maximum	Minimum	Maximum	Minimum	Maximum
CHAIN	200mm*	1800mm	200mm	2500mm	0,04m <sup>2</sup>	4m <sup>2</sup>

\*For widths between 200mm and 400mm, maximum height without side guides will be 1500mm. Guiding needed for larger heights.

### Space between bracket and fabric (GAP) + Controls height



#### CHAIN-OPERATED WITH CHILD SAFETY SYSTEM

The **Child Safety/Safekids** device must be positioned at minimum 1,5m from the floor.

#### CHAIN-OPERATED WITHOUT CHILD SAFETY SYSTEM

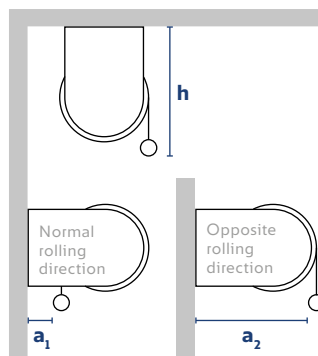
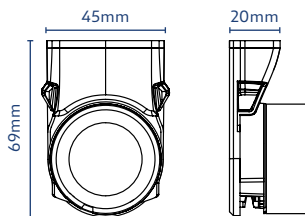
**Minimum calculation for hc : Shade height H x 0,50 + 50mm**

The controls height will always be measured from the top part of the shade (top of the bracket) to the bottom of the chain tensioner. Due to the mechanism development, the controls height can never be lower than the calculation result.

#### Example of calculation

Shade height H	Controls height hc (minimum)
1000mm	550mm
2000mm	1050mm
2500mm	1300mm

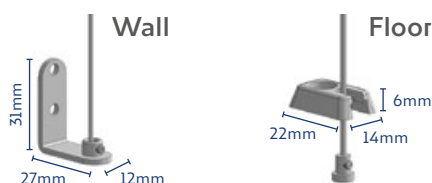
### Bracket sizes and retraction heights (mm)




HIDDEN BOTTOM BARS			VISIBLE BOTTOM BARS		
<p>Teardrop</p>			<p>Slim 25</p>		
Ceiling	Wall		Ceiling	Wall	
	Min	Max		Min	Max
h = 80	w <sub>1</sub> = 13 w <sub>2</sub> = 55	w <sub>1</sub> = 27 w <sub>2</sub> = 69	h = 85	w <sub>1</sub> = 13 w <sub>2</sub> = 55	w <sub>1</sub> = 27 w <sub>2</sub> = 69

### Side guides sizes

#### BOTTOM CABLE FASTENING



### Production tolerance



Accordig to EN13120 European standard.

# **BANDALUX**