



Vertical blind

Manage precisely the sunlight entrance in two simple moves. Capable of adapting to large windows, uneven surfaces, ledges, staircases and curved rooms. Cord-chain-, crank- or motor-operated.

COLORS:

 White RAL 9010

 Brown RAL 8019

 Matte Black RAL 9011  Anodized aluminum

 Ivory RAL 1013

Operating systems	Chain and cord, Crank, Motor
--------------------------	------------------------------

Slats	89mm, 127mm
--------------	-------------

Installation	Ceiling, Wall
---------------------	---------------

Options	Folded track. Sloped track, horizontal base. Sloped track, sloped base. Horizontal track, sloped base. Horizontal track, staircase adaptation. Sloped track, staircase adaptation. Curved track (only 89mm). Color combination. Trims. Distance chain assembled. Confection without separator chain. Safekids.
----------------	--

Vertical blind

Adaptable to irregularly shaped rooms

Vertical blinds can be adapted to any window and room thanks to the track **slope or curve**. Additionally, the **slats can be cut** to ease its installation in staircases, sloped ceilings, curved walls and unusually shaped rooms.



Folded track for easy transport and installation

This new development from Bandalux makes transport and installation easier and minimizes the risk of breakage.

The new folded track option is available for vertical blinds longer than 3 meters with a chain or string action and a central opening (RC) or an opening on both sides (CE), and it maintains the same refined appearance as the standard track.



Child Safety

Bandalux supplies by default a child safety system that allows the chain to be attached to the wall, preventing children from getting entangled in it.



Child Safety

It is the standard security device in the market served by default with your blinds order.




SafeKids, a new option patented by Bandalux

It is highly efficient as it cannot be taken apart or tampered with and guarantees that the chain will not detach from the wall, preventing the risk of strangulation.

Cord and chain, crank or motor

A range of operating systems that help adjusting the blinds to the desired amount of sunlight.





Regulating the sunlight 180°

Total control of the amount of light entering the room thanks to the 180° turning radius of the slats.

Dimensions up to 6m wide and/or 6m high (max surface 24m²).

The slats overlap perfectly as each one of them is positioned at the same distance from the next.

Frontal Trazer

Elegant decorative cover, 100% aluminum. This can be added as an accessory to blinds that have already been installed.



FOR MORE INFORMATION SEE PRICE LIST 'A4 DECORATIVE COVERS'

New extendible reinforced Trazer brackets

New brackets developed by Bandalux for wall installation.

Design adapted to the latest trends.



New confection without separator chain

New aesthetic option that allows replacing the chain as a classic connecting element between the slats for a new and robust counterweight option that makes its beauty unmatched by vesting the slats with a clean sophisticated drop.



SERVED BY DEFAULT

STRAIGHT TRACK,
CHAIN- AND
CORD-OPERATED89mm
SLATS

CHILD SAFETY RETAINER

CHAIN



CORD



ⓘ OPTIONAL: Safekids safety device.

PROFILE COLORS

☐ White RAL 9010
 ☒ Matte Black RAL 9011
 ☒ Brown RAL 8019
 ☒ Anodized aluminum
 ☒ Ivory RAL 1013

ⓘ For the straight track (chain- and cord-operated), components will be supplied matching colors with the fabric according to Bandalux criteria. If another color is desired, indicate on the order form or eBa. For the other tracks, Bandalux will provide the track and components in white.

OPTIONS

STRAIGHT FOLDED TRACK,
CHAIN- AND CORD-OPERATED

ⓘ Option only available for shades wider than 3m.
Only compatible with CE and RC stacking.

OTHER TRACKS

└ STRAIGHT TRACK, CRANK - from 1000 to 6000mm

└ CURVED TRACK, CRANK - from 1000 to 6000mm

└ STRAIGHT TRACK, MOTOR-OPERATED - from 1000 to 6000mm

└ CURVED TRACK, MOTOR-OPERATED - from 1000 to 6000mm

ⓘ Tracks only available for 89mm slats and in white color.



AUTOMATISMS

SOMFY®

BUTTON

Somfy® INIS 1 (5 positions)

RECEIVER

KIT MODULIS PLUG RECEIVER

SINGLE-CHANNEL REMOTE CONTROL

SITUO VARIATION RTS 1 PURE

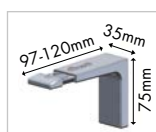
MULTI-CHANNEL REMOTE CONTROL

SITUO VARIATION RTS 5 PURE

ⓘ Operating automatisms compatible with Bandalux motors.

BRACKETS

REINFORCED EXTENSIBLE TRAZER BRACKETS



100



130

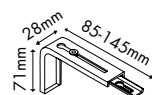


160

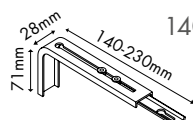
COLORS

☐ White ☒ Black
☒ Brown ☒ Grey
☒ Ivory

REINFORCED BRACKET WITH EXTENSION



85 to 145mm

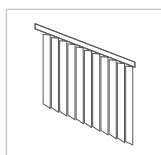
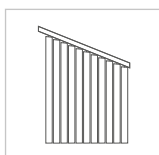
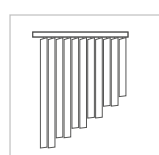
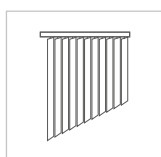
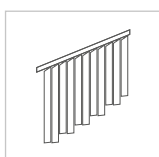
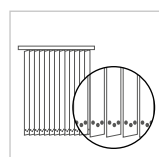
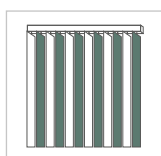
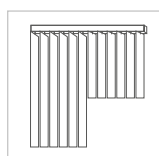
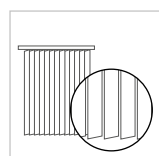


140 to 230mm

COLORS

☐ White ☒ Black
☒ Brown ☒ Grey
☒ Ivory

OTHER OPTIONS

SLOPED TRACK ⁽¹⁾
SLOPED BASESLOPED TRACK ⁽¹⁾
HORIZONTAL BASESTAIRCASE
ADAPTATION OF
HORIZONTAL TRACKHORIZONTAL TRACK
SLOPED BASESTAIRCASE
ADAPTATION OF
SLOPED TRACK ⁽²⁾DISTANCE CHAIN
ASSEMBLEDCOLOR
CHANGELATERAL
TRIMCONFECTION
WITHOUT SEPARATOR
CHAIN (METAL
COUNTERWEIGHT) ⁽³⁾

❶ 1. Sloped track, maximum slope 45°. The stacking is always on the highest side.

❷ 2. No stacking, only orientation.

❸ 3. Maximum height of 4750 mm and minimum height of 325 mm. Option not compatible with Polyscreen® Coupge collection and Crystal fabrics from Polyscreen® 473 and Polyscreen® Vision collections

127mm SLAT

(Available only in chain- and cord-operated)



CHAIN

CORD

COLORS


White Grey
Black Ivory
Brown

SAFEEKIDS
(CHILD SAFETY SYSTEM)

FRONTAL TRAZER

PELMET 73
PELMET 100

❶ Minimum purchase 1m.



PROJECTION

❶ Check the technical data.



MOUNT PLATE

❶ For wall-mounted installation, the mount plate measurement must be 10mm larger than the bracket measurement.

PELMET
COLOR

Textured white
Anodized aluminum

REINFORCED EXTENSIBLE TRAZER BRACKETS



100



130



160

COLORS

White
Grey

❶ 1. Indicate bracket measurement on the order form or eBa. It must be 10mm smaller than the mount plate measurement.

❷ 2. Brackets will match the pelmet color. If another color is desired, please indicate on the order form or eBa.

MINIMUM AND MAXIMUM SIZES

Model	Type of slat	Blind width		Blind height		Surface		Tolerance % (Width/Height)
		Maximum	Minimum	Maximum	Minimum	Maximum	Minimum	
STRAIGHT TRACK CHAIN- AND CORD-OPERATED	TEXTILE	6000mm	400mm	6000mm	150mm	24m ²	0,1m ²	±0,2% / ±0,5%
STRAIGHT TRACK CRANK-OPERATED	TEXTILE	6000mm	600mm	6000mm	150mm	24m ²	0,1m ²	±0,2% / ±0,5%
CURVED TRACK CRANK-OPERATED	TEXTILE	6000mm	1500mm	6000mm	150mm	24m ²	0,1m ²	±0,2% / ±0,5%
STRAIGHT TRACK, MOTOR-OPERATED	TEXTILE	6000mm	600mm	5000mm	150mm	24m ²	0,1m ²	±0,2% / ±0,5%
CURVED TRACK, MOTOR-OPERATED	TEXTILE	6000mm	1500mm	5000mm	150mm	24m ²	0,1m ²	±0,2% / ±0,5%
SLOPED TRACK	TEXTILE 0°- 20°	5000mm	400mm	4000mm	150mm	15m ²	0,1m ²	±0,2% / ±0,5%
	TEXTILE 20°- 30°	4500mm	400mm	3000mm	150mm	10m ²	0,1m ²	±0,2% / ±0,5%
	TEXTILE 30°- 40°	3500mm	400mm	2750mm	150mm	6m ²	0,1m ²	±0,2% / ±0,5%
	TEXTILE 40°- 45°	2500mm	400mm	2500mm	150mm	3m ²	0,1m ²	±0,2% / ±0,5%

NUMBER OF BRACKETS ACCORDING TO BLIND WIDTH

No. brackets	2	3	4	5	6
Blind width	1000 - 1490 mm	1500 - 2490 mm	2500 - 3490 mm	3500 - 4490 mm	4500 - 6000 mm

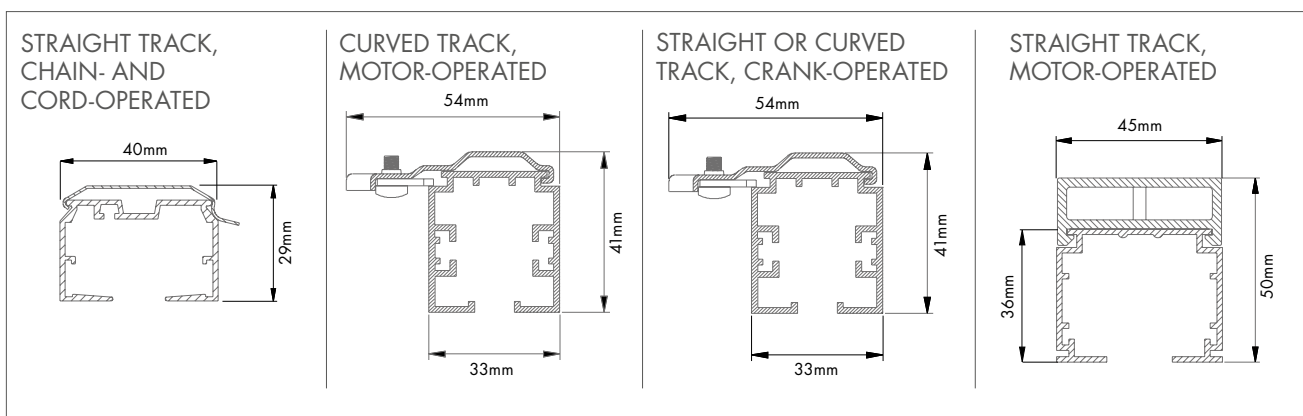
❗ Bandalux supplies brackets for ceiling installation by default. If you want brackets for wall-mounted installation, please indicate on the order form or eBa.

APPROXIMATE STACKING WIDTHS (mm)

89 mm	Right/left stacking		Stacking at both sides		Central stacking	
	Slats	Stacking	Slats	Stacking	Slats	Stacking
1000	13	148	14	98+98	14	189
2000	26	256	26	148+148	26	289
3000	39	364	40	206+206	40	405
4000	52	472	52	256+256	52	504
5000	65	580	66	314+314	66	621
6000	78	688	78	364+364	78	720

127 mm	Right/left stack- ing		Stacking at both sides		Central stacking	
	Slats	Stacking	Slats	Stacking	Slats	Stacking
1000	9	134	10	101+101	10	19
2000	18	209	18	134+134	18	256
3000	27	283	28	176+176	28	339
4000	36	358	36	209+209	36	406
5000	45	433	46	250+250	46	489
6000	54	508	54	283+283	54	555

CROSS-SECTION AND HEIGHTS OF EACH SYSTEM



CONTROLS HEIGHT

CHAIN- OR CORD-OPERATED SYSTEM WITH CHILD SAFETY SYSTEM

The **Child Safety/Safekids** piece must be positioned at a minimum height of 1,5m from the floor.

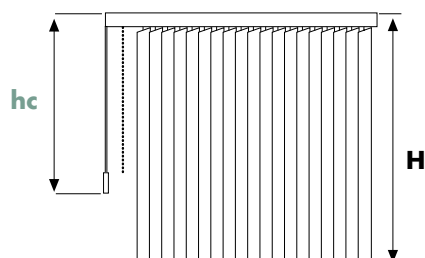
CHAIN- OR CORD-OPERATED SYSTEM WITHOUT CHILD SAFETY SYSTEM

If the Child Safety/Safekids feature is declined, controls height will be:

If the blind height is (H) ≤ 2200mm: It will be H - 100mm

If the blind height is (H) > 2200mm: It will be H - 800mm

The control must be positioned at a minimum height of 650mm



- ❗ 1. Includes tensioner + cord.
2. The chain controls will be aligned with the cord (without bearing in mind the tensioner).
3. The controls height will always be taken into account from the highest part of the blind (top end of the rail), to the bottom of the turnbuckle.
4. In the case of a motor-operated track, the measurement of the motor is not included in the total blind height (H). See the total blind height you will receive according to motor position, in the section "MOTOR DATA".

CRANK-OPERATED

Bandalux has the following controls heights recommended for hand crank:

available hc
1000mm
1250mm
1500mm
1750mm
2000mm
2250mm
2500mm
2750mm
3000mm

- ❗ 1. The height of the control is understood bearing in mind the crank in its operative position (not extended). To obtain the measurement with the crank extended, add 100mm.
2. Indicate in the order form or eBa the desired controls height. If the controls height requested does not coincide with the measurements in this chart, the product will always be manufactured based on the next lower measurement.

MOTOR INFORMATION

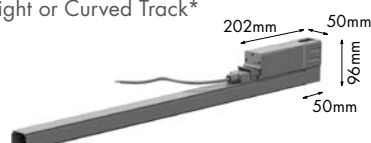


Motor


TYPE	MODEL	Nm.	r.p.m.	power (W)
BANDALUX CABLE	VERTICAL 230V	1,2	90	30

Position

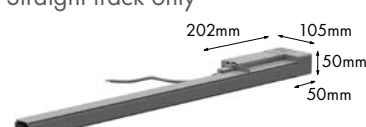
UPPER POSITION
Straight or Curved Track*



FRONT POSITION
Straight track only**



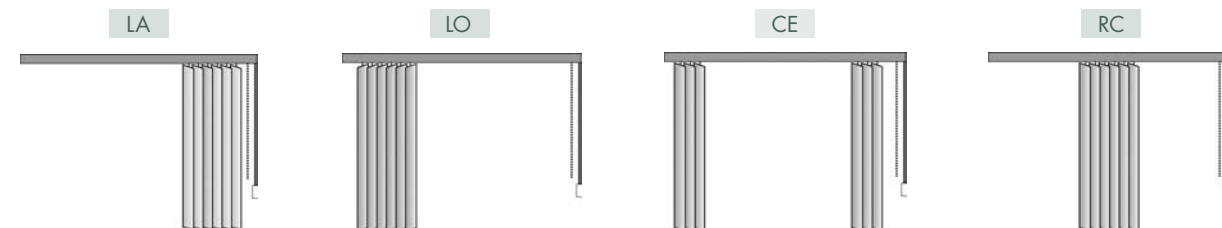
REAR POSITION
Straight track only**



- ❗ *With motor in upper position, the total height of the curtain will be 60 mm higher than the height indicated on the order sheet (H).
- **With motor in front or rear position, the total curtain height will be 14 mm higher than the height indicated on the order sheet (H).

TYPES OF STACKING

The Bandalux vertical blind offers four different stacking models:



SIDE STACKING

The blind is stacked to the same side as that of the controls.

OPPOSITE SIDE STACKING

The blind is stacked to the side opposite to that of the controls.

STACKING AT BOTH SIDES

The blind is stacked in two separate sections.

CENTRAL STACKING

The blind is stacked in the centre of the track.

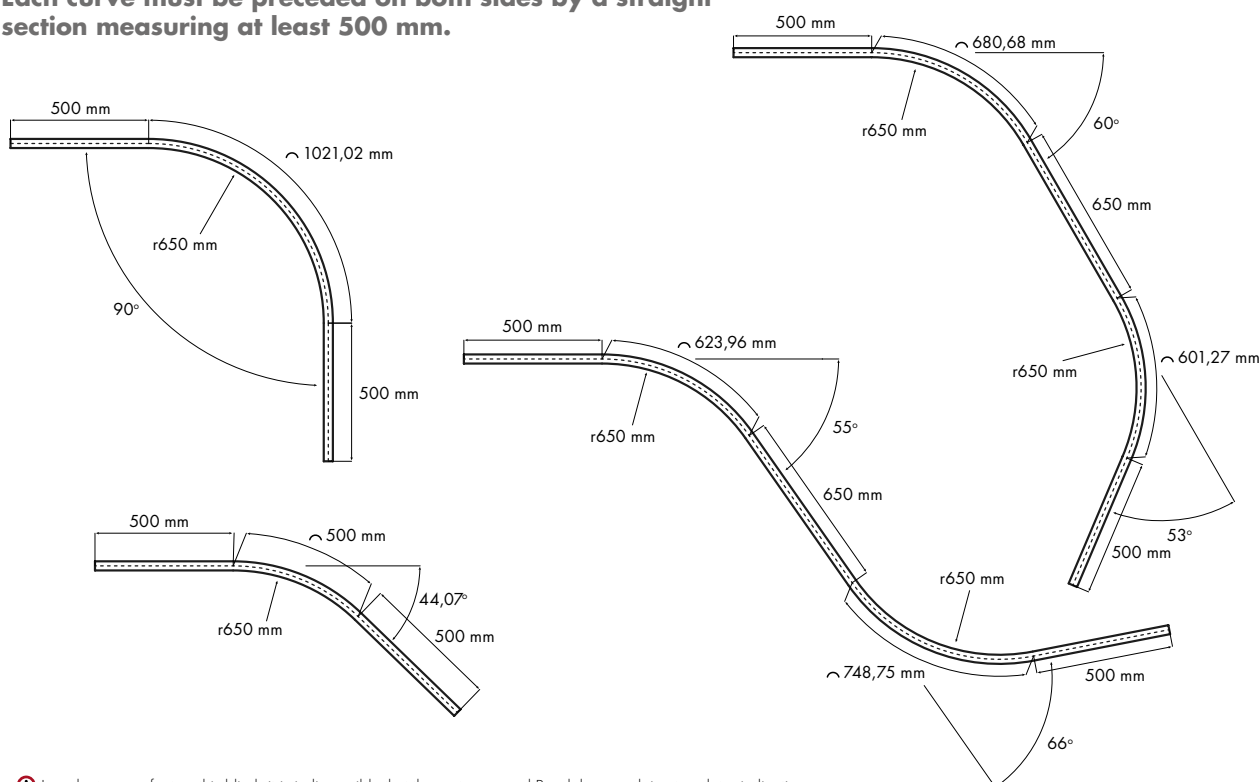
- LAS** Overlapping of the last slat with the first slat of the tracks, which are installed together.
- LOS**

⚠ Bandalux recommends placing the slats in parallel position to one another when stacking the blind. The tracks are reversible.

LIMITATIONS ON CURVED TRACK FOR ITS CORRECT OPERATION

The minimum curve radius that ensures the proper sliding of the slats is $r650$ mm. The following diagrams display cases in which such radius is implemented.

Each curve must be preceded on both sides by a straight section measuring at least 500 mm.



⚠ In order to manufacture this blind, it is indispensable that the customer send Bandalux a real-size template, indicating whether the drawing is to be interpreted from above the track or from below it.

TRAZER TECHNICAL INFORMATION (more information in Price List 'A4 Decorative Covers')**PERSONALIZATION OF THE MOUNT PLATE**

	Standard	Without mount plate	Minimum	Maximum
Vertical 89, cord-/crank-operated	120mm	0mm	120mm	190mm
Vertical 89, motor-operated	145mm	0mm	145mm	190mm
Vertical 127	160mm	0mm	160mm	190mm


 For wall-mounted installation, the mount plate measurement must be 10mm larger than the bracket measurement.

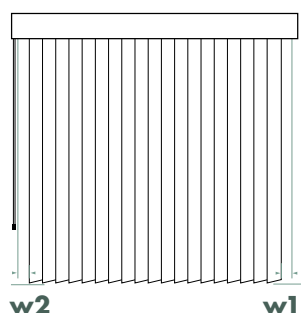
**PROJECTION PERSONALIZATION**

	Projection Width
Recommended 73	95mm
Recommended 100	125mm
Without projection	0mm
Minimum	50mm
Maximum	150mm

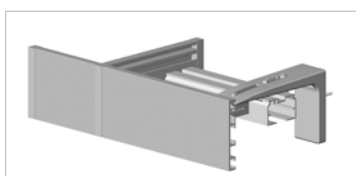
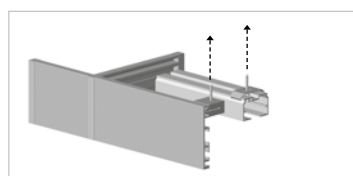
NUMBER OF BRACKETS ACCORDING TO BLIND WIDTH

	No. brackets
$W \leq 1400\text{mm}$	2
$1400\text{mm} < W \leq 2400\text{mm}$	3
$2400\text{mm} < W \leq 3400\text{mm}$	4
$3400\text{mm} < W \leq 4400\text{mm}$	5
$4400\text{mm} < W \leq 6000\text{mm}$	6

 Bandalux supplies brackets for ceiling-mounted installation by default. If brackets for wall-mounted installation are desired, please indicate on the order form or eBa.

SPACE BETWEEN THE RETURN AND THE FABRIC

Operating system	Bracket side (w1)	Control side (w2)
Chain and cord	13mm	20mm
Crank	30mm	30mm
Motor	13mm	30mm

TYPE OF INSTALLATION**WALL****CEILING**

 For wall-mounted installations, the mount plate measurement must be 10mm larger than the bracket measurement.

contract.bandalux.com

bandalux.com